

Introduction to Questionmark

 Brian McNamara, Product Manager for Customer Engagement

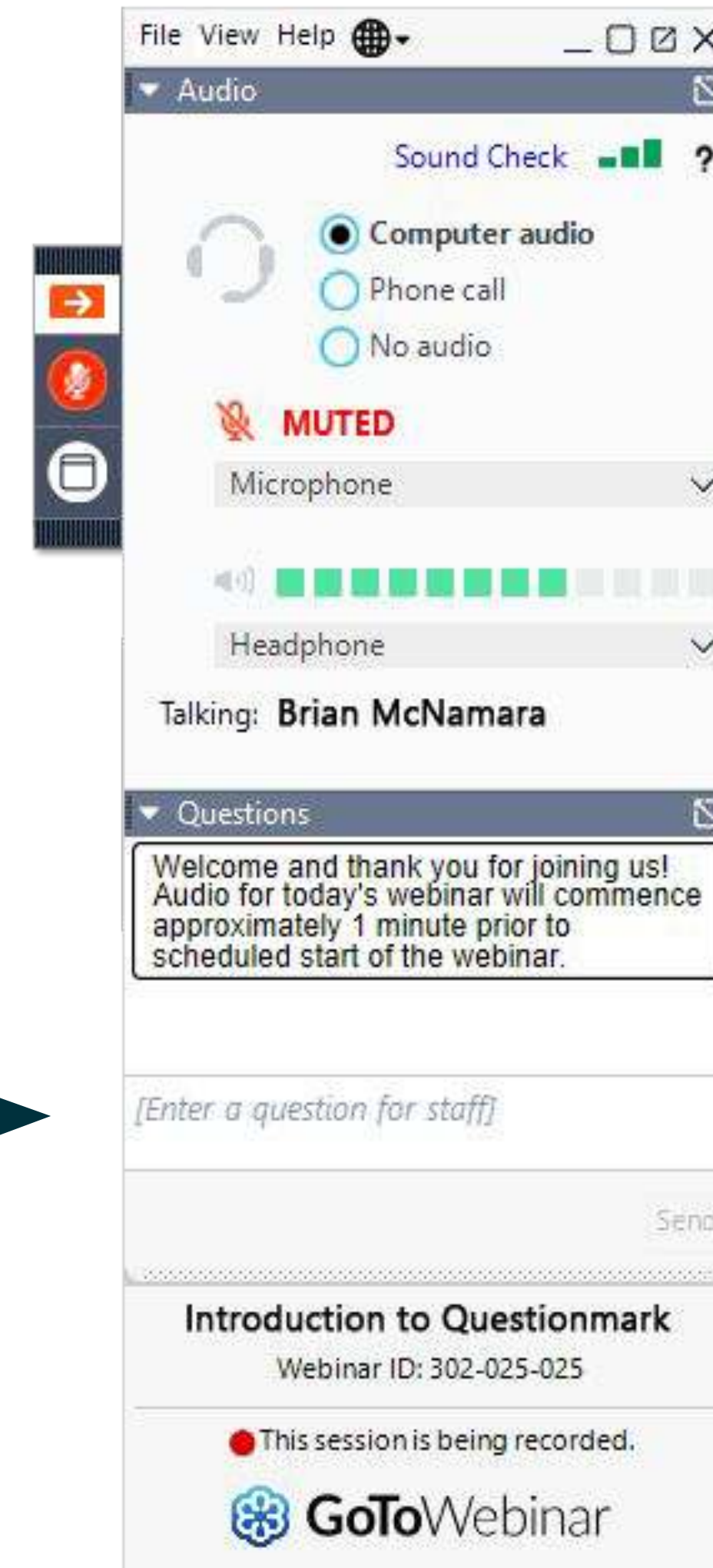


Before we begin...

Watch for an email after the webinar to:

- Download slides (PDF)
- View a recording

To ask questions, use
the “Questions” feature



About Questionmark

- Helping measure knowledge, skills and abilities securely
 - Assessment platform
 - Proctoring solutions
 - Assessment content
- ISO/IEC 27001 Certified
- Founded in 1988
- Part of the Learnosity Group



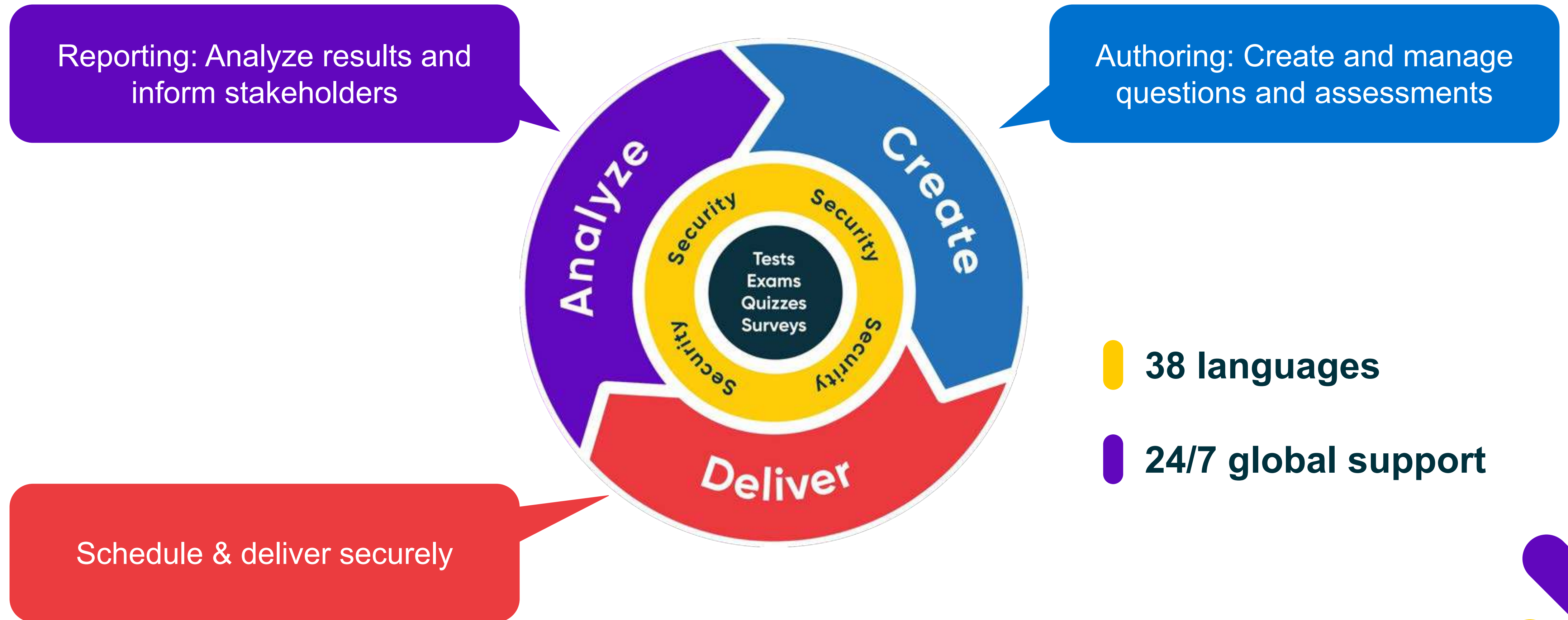
Microsoft Partner
Gold Independent Software Vendor (ISV)



Crown
Commercial
Service
Supplier



| Assessment platform



Deployment options

OnDemand

- ✓ Delivered in the cloud
- ✓ No hardware, upgrade or maintenance worries
- ✓ Improve employee and business performance
- ✓ Meet compliance requirements

OnPremise

- ✓ Delivered on premise
- ✓ For customers that prefer not to use cloud services
- ✓ Improve employee and business performance
- ✓ Meet compliance requirements

OnDemand for Government

- ✓ For federal, state, and local U.S. government and agencies
- ✓ Compliant with FedRAMP, the U.S. government security standard
- ✓ Improve employee and business performance
- ✓ Meet compliance requirements

Assess knowledge, skills and abilities

Types of assessments


- Certification exams
- Regulatory Compliance tests
- Formative/quizzes
- Summative assessment
- Pre/post hire
- Pre/post course
- Diagnostic assessment
- Placement tests
- Licensure tests
- Gap analysis
- Job Task Analysis surveys
- Course Evaluation
- Observational assessment
- Kirkpatrick Level 1/2/3 Evaluations
- Employee Satisfaction



✓ **Workforce Learning**



✓ **Talent Management**



✓ **Regulatory Compliance**

✓ **Sales/Technical Expertise**

✓ **Higher Education**

✓ **Certification & Credentialing**

Assess knowledge, skills and abilities

Types of assessments

Certification exams
Regulatory Compliance exams
Formative/Quizzes
Summative assessment
Pre/post hire
Pre/post course
Diagnostic assessment
Placement tests
Licensure tests
Gap analysis
Job Task Analysis surveys
Course Evaluation
Observational assessment
Kirkpatrick level 1/2/3 Evaluations
Employee Satisfaction



Workforce Learning



Sales/Technical Expertise



Talent Management



Higher Education



Regulatory Compliance



Certification & Credentialing

Authoring & Item Banking



Highlights of authoring & item banking



Collaborative, role-based and secure



20+ question types



Manage items by topic and metatag



Include video, audio, equations and more



Item versioning and version history



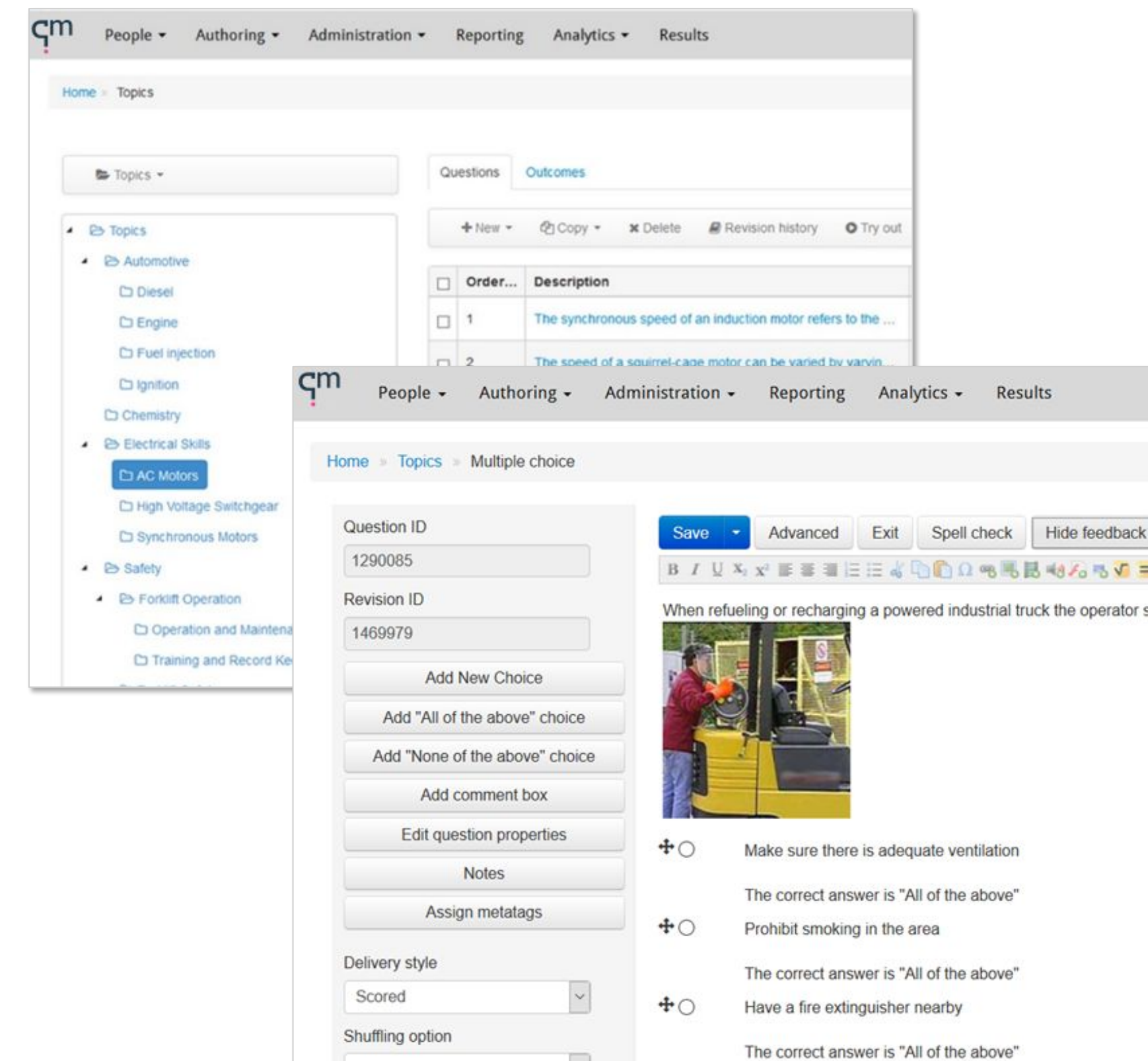
Random, rules-based item selection



Import items from CSV & other platforms



Sophisticated scoring and feedback

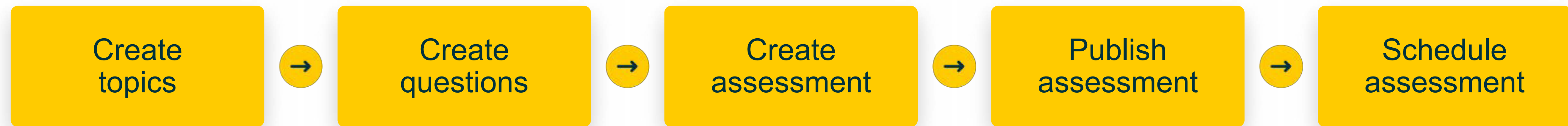


| Many question types to choose from...

Multiple choice	Job Task Analysis	Drag-and-Drop
Multiple Response	Knowledge Matrix	Hotspot
Matching	Survey Matrix	Numeric
Ranking	Likert scale	Essay
Pull-down List	True/False	Fill-in-the-blanks
Select-a-blank	Yes/No	Explanation
Matching	Text Match	File Upload



| Typical workflow: Authoring and publishing



Questions organized in hierarchical topic structures

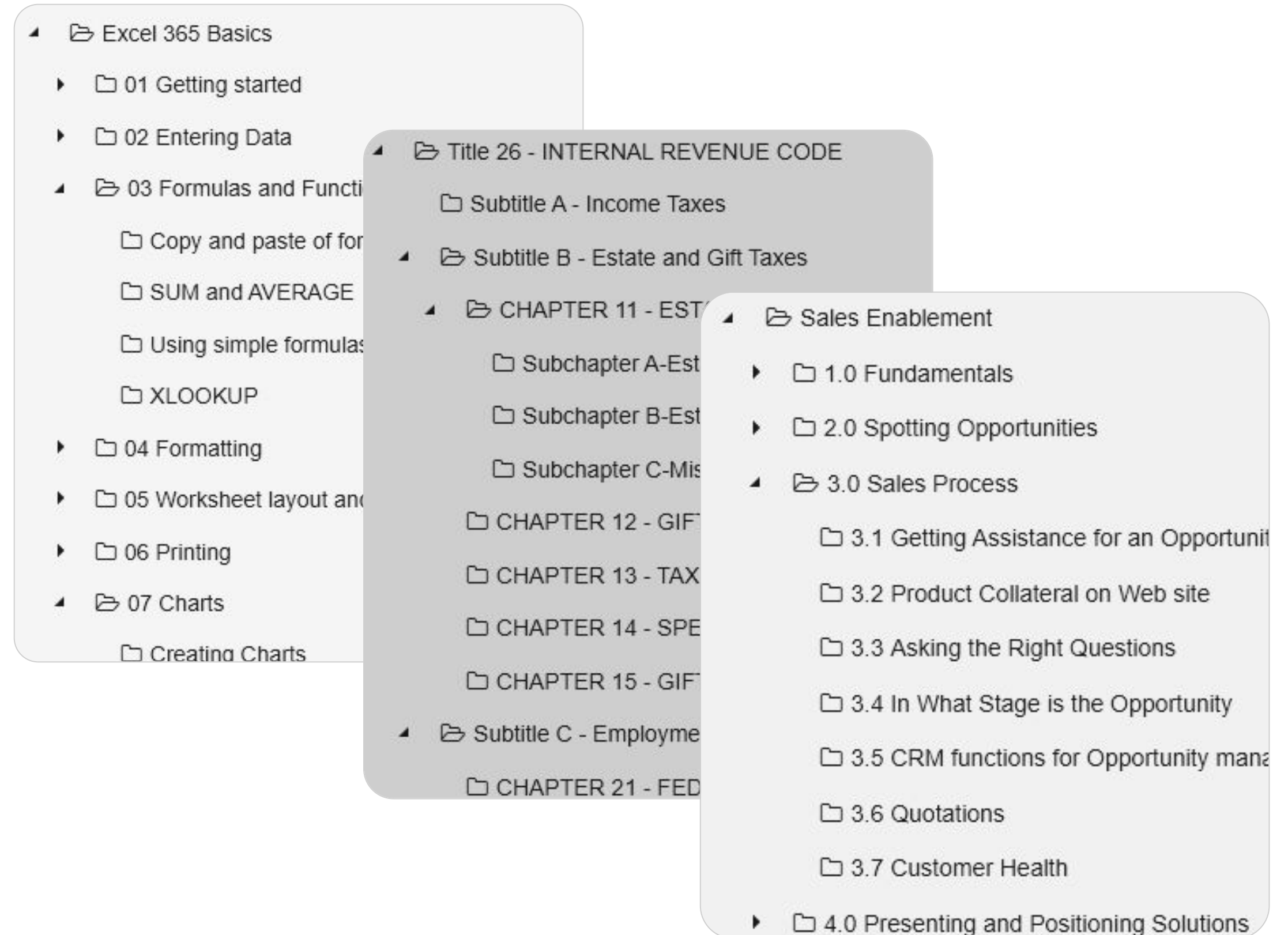
Course content

Laws/regulations

Competencies

Job roles

Qualifications



Demonstration

Item version history and rollback

History

Rollback

All Revisions

<input type="checkbox"/>	Revision	Version ID	Modified On	Modified By	Change Type	Comments
<input type="checkbox"/>	3	3750560	Jun 28 2018	Brian McNamara	Edit	Fixed formatting and item properties
<input checked="" type="checkbox"/>	2	3750559	Jun 28 2018	Brian McNamara	Edit	Added video to the question.
<input checked="" type="checkbox"/>	1	3750558	Jun 28 2018	Brian McNamara	Add	New question created

Page 1 of 1 25

Revision 1

As load weight increases, the center of gravity

Revision 2

Watch the following video and answer the question below:

Forklift Load Stability

2 0

As load weight increases, the center of gravity

Compare revisions side-by-side

Audit trail of edits and option to "rollback"

Meta tags

- Create meta tags and values
- Assign to items
 - Individually
 - In batches
- Set default values
- Lock/unlock meta tags
 - Prevent meta tags from being imported via Qpacks
- Use for
 - Search
 - Item selection in dynamic assessments
 - Available in some reports

The image shows two overlapping screenshots from a software interface. The background screenshot is the 'Bloom's Taxonomy' meta-tag configuration page. It has a breadcrumb trail 'Home > Metatags > Metatag'. At the top are 'Save' and 'Cancel' buttons. Below is a 'Description' field with the placeholder 'Enter description'. There is a 'Mandatory' checkbox. The 'Values' section has '+ New', 'x Delete', and 'Toggle default' buttons. A table lists meta-tag values:

<input type="checkbox"/>	Name ▲	Default	In use	Created on
<input type="checkbox"/>	Analysis	false	true	Feb 02 2015
<input type="checkbox"/>	Application	false	false	Feb 02 2015

The foreground screenshot is the 'Update question metatags' dialog box. It has a close button (x) in the top right. It contains three radio buttons: 'Add selected metatags' (selected), 'Remove existing metatags and add selected metatags', and 'Remove existing metatags'. Below are two expandable sections. The first, '3-Tier Item Difficulty Rating - Difficulty rating of item', has three checkboxes: 'Most Difficult (P-value < 0.450)' (unchecked), 'Moderately Difficult (P-value ≥ 0.45 and ≤ 0.800)' (checked), and 'Least Difficult (P-value > 0.800)' (unchecked). The second, 'Bloom's taxomomy - Bloom's taxomomy', has three checkboxes: '2 Comprehension' (checked), '4 Analysis' (unchecked), and '6 Evaluation' (unchecked). At the bottom are 'Update' and 'Cancel' buttons.

Item search

Search item bank to find items that contain certain words and/or tags

load capacity

Question

Description

Description

Question status

Maximum score

Created by

Created on

Modified by

Modified on

Copyright holder

Review status

Question Stimulus

Question ID

Question Choices

Question Outcomes

Questions by tag name

Questions by tag value

Created on range

Modified on range

Original reference

Topics

Topics

_Safety

_Forklift Operation

Maintenance and Operation

Record Keeping and Training

Lockout-Tagout

Safe Food Handling

Working in Confined Spaces

Working Safely at Heights

Working with Electricity

Automotive

Diesel

+ New

Copy

Edit Translations

Questions (9)

Outcomes

	Or...	Description	Type	Modifi	Revisio
<input type="checkbox"/>	1	F		Jul 06 20	2
<input type="checkbox"/>	2	A		Jul 06 20	3
<input type="checkbox"/>	3	W		Aug 15 2	6
<input type="checkbox"/>	4	A		Jul 06 20	3
<input type="checkbox"/>	5	Calculate maximum capacity with 36-inch load center	Numeric	Jul 06 20	4
<input type="checkbox"/>	6	Position crates for proper load distribution	Drag and drop	Jul 06 20	3
<input type="checkbox"/>	7	Which of the following hazards must the forklift operator con...	Multiple choice	Jul 06 20	1
<input type="checkbox"/>	8	Effect of load weight on center of gravity	Select a blank	Jul 06 20	3
<input type="checkbox"/>	9	Watch the following video and answer the question below: A	Multiple choice	Aug 15 2018	1

Search description, stimulus, choice, status, meta tags, dates and more

Multilingual interfaces

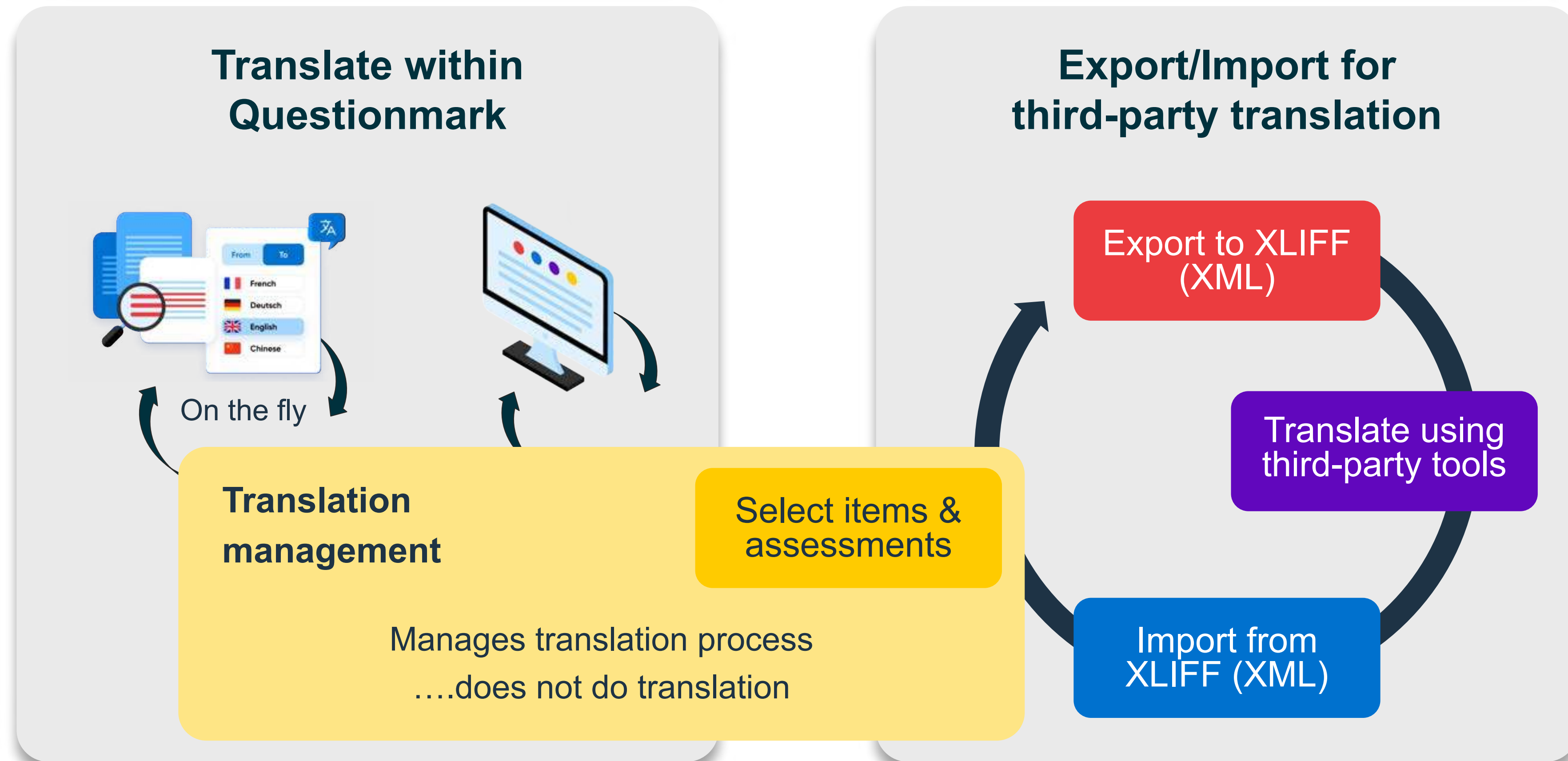
- Arabic (العربية)
- Bulgarian (Български)
- Catalan (Català)
- Chinese, Simplified (简体中文)
- Chinese, Traditional (繁體中文)
- Croatian (Hrvatski)
- Czech (Čeština)
- Danish (Dansk)
- Dutch (Nederlands)
- English
- Finnish (Suomi)
- French (Français)

- German (Deutsch)
- Greek (Ελληνικά)
- Hebrew (עברית)
- Hindi (हिन्दी)
- Hungarian (Magyar)
- Indonesian (Bahasa Indonesia)
- Italian (Italiano)
- Japanese (日本語)
- Korean (한국어)
- Norwegian Bokmål (Bokmål)
- Persian (فارسی)
- Polish (Polski)
- Portuguese, Brazil
- Portuguese, Portugal (Português)

- Romanian (Română)
- Russian (Русский)
- Serbian (Српски)
- Slovenian (Slovenščina)
- Spanish (Español)
- Swedish (Svenska)
- Thai (ภาษาไทย)
- Turkish (Türkçe)
- Ukrainian (Українська)
- Urdu (اردو)
- Vietnamese (Tiếng Việt)
- Welsh (Cymraeg)



| Managing multilingual assessments



Translation management for multilingual assessments

Home » Topics » Question Translations

Base Language

English (United States)

Target language

French (France)

Editable fields

Option 4
Option 5
Outcome Condition
Outcome Message 1
Outcome Message 2
Wording

Translation status

Translated

Properties

Save

Exit

« Previous Question

Next Question »

?

Path: Round the world\America\Southernmost city in world

Base

Correct. The southernmost city in the world, Ushuaia, is located in Argentina.

Target

B I U x₂ x² [List Icons]

Corriger. La ville la plus méridionale du monde, Ushuaia, est située en Argentine.

➔ Import XLIFF

Topic translations

Question translations

Topic Translations Editor

| Authoring: Summary of key points

Question authoring

- Collaborative, browser-based and secure
- 20 question types
- Tool that SMEs can use directly
- Include video, audio, equations and more
- Item versioning and version history
- Search questions to identify those that need update

Assessment authoring

- Random selection of questions from item bank
- Random ordering of questions and choices
- Set a pass score including topic prerequisites
- Set time limit for assessment, question block, and/or questions
- Topic scoring and feedback



Scheduling and Participant Experience



| How participants access assessments

Via Questionmark Portal

- Administrator:
 - Schedule in Questionmark
 - Notify via email
- Participant:
 - Logs into portal
 - Launch assessment
 - View results (optional)

Via LMS integration

- More about integration options in a moment...

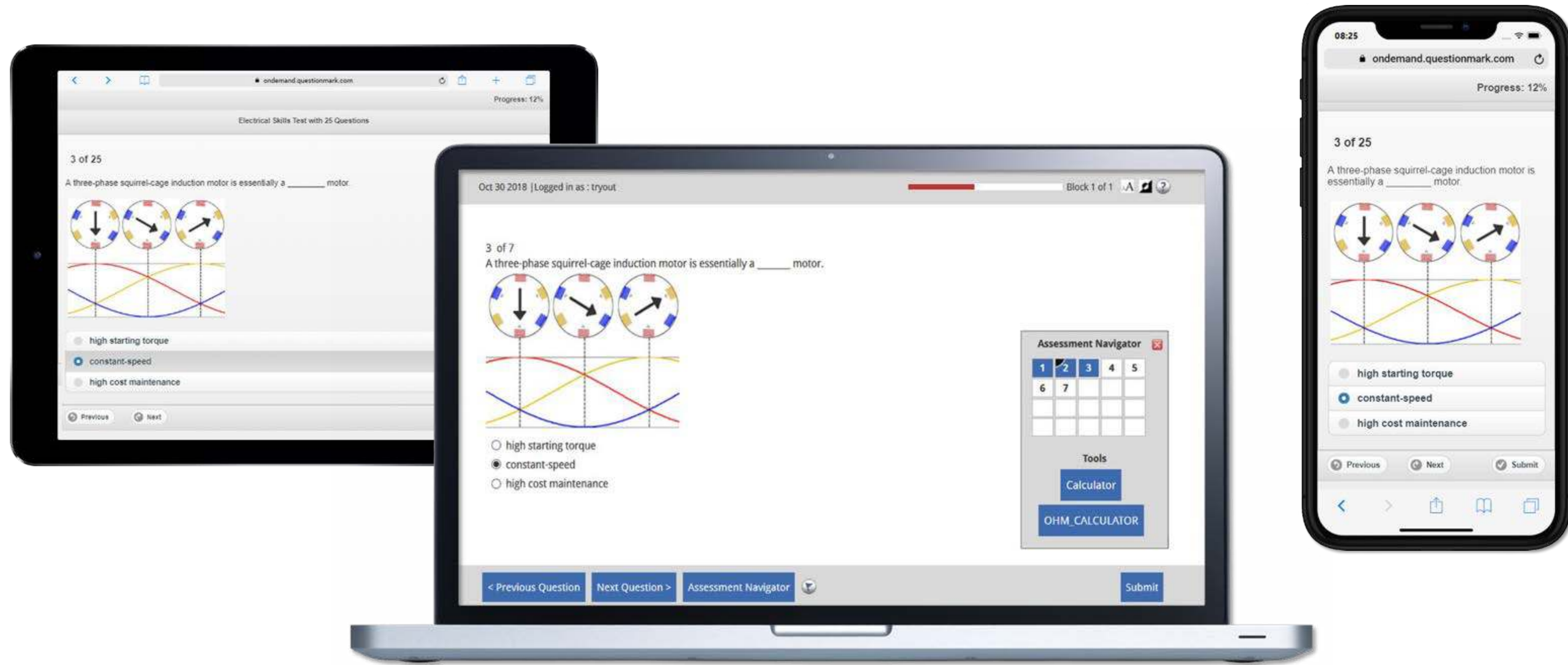


Demonstration

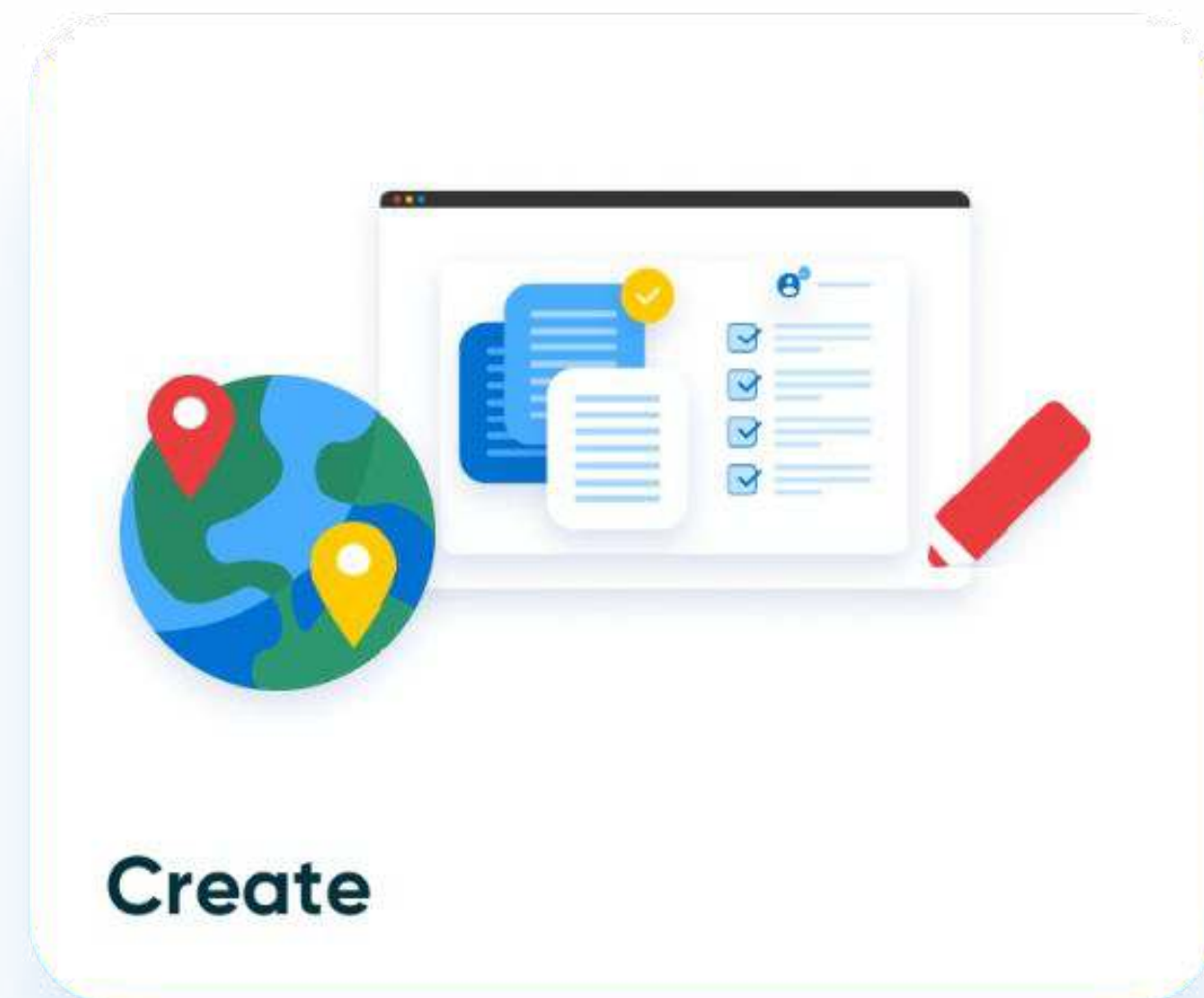
Blended Delivery



Responsive design



| Author once... deliver anywhere



PC or Mac, Smartphone or Tablet

Standard Web Browser or Secure App

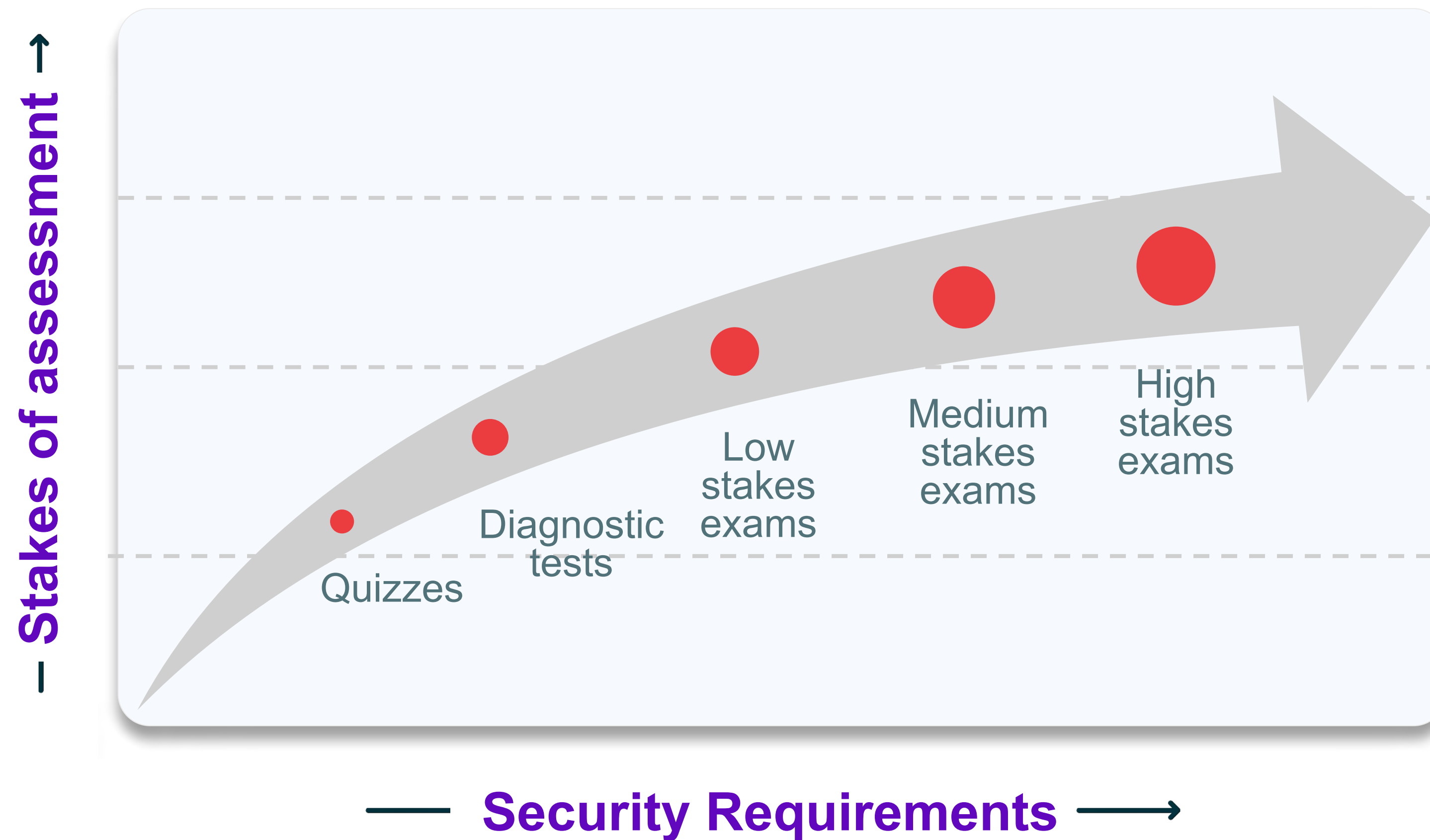
On Screen or Paper (Printing & Scanning)



Secure Delivery



Delivering high stakes assessments



| Hope for the best; prepare for the worst

Settings

General

Security

Item-level feedback

Template

default

Time limit

60

minutes

Save as you go

Automatic

every

10

minutes

☒ Record results in database

“Save as you go”

Results saved at the server “as you go” to prevent loss of responses due to connection failures.

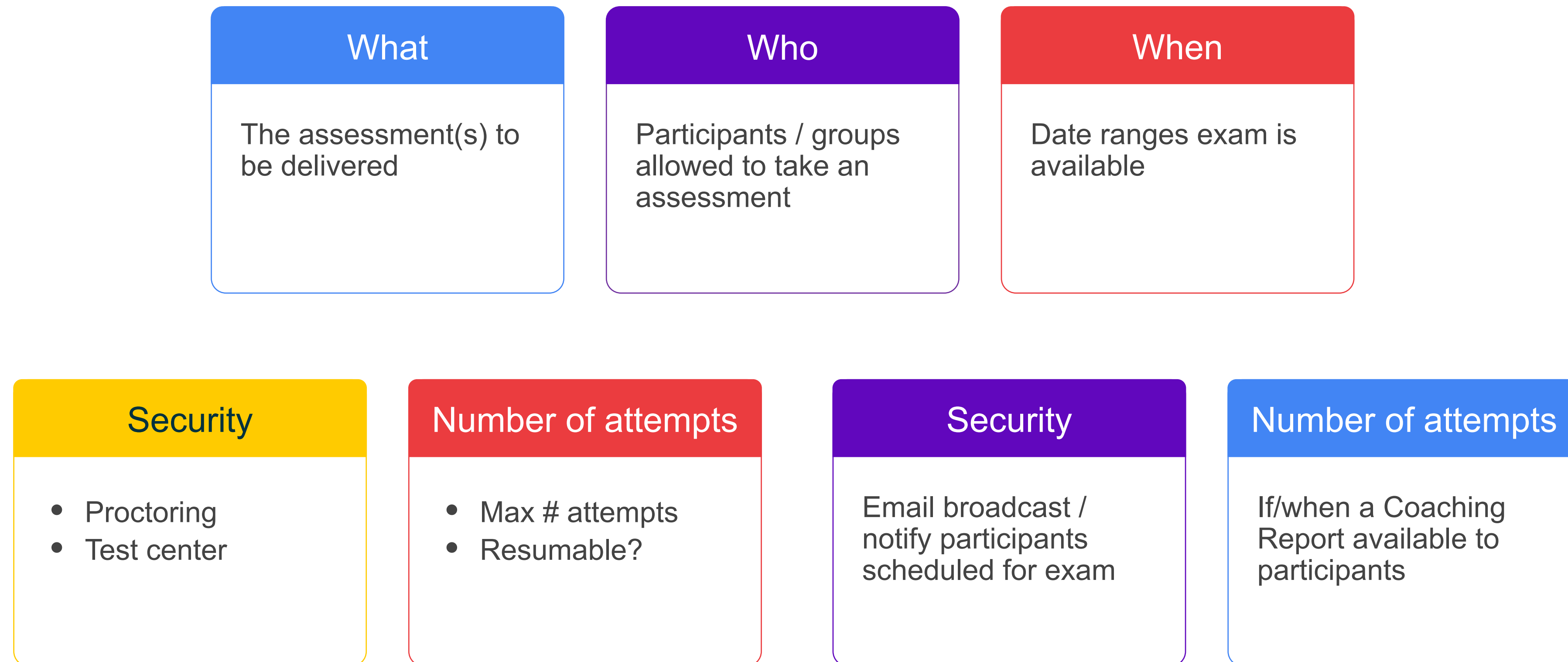


| Manage and enforce strong password policies

- Set password requirements
 - Length
 - Complexity
 - Alphanumeric
 - Punctuation
 - Upper/lower case
 - Digits/Digit placement
 - Exclude previous passwords
- Set password expiration periods
- Force password changes



Schedules control the “who/what/when” of assessment delivery



| Questionmark Secure: One setting, multiple platforms

- Secure browser for high-stakes assessments
- Reduce content theft, cheating; improve exam integrity



Windows



Mac



iOS

Prevents


Printing
Screen capture
Task switching
Control/system keys
Right-click/context menu options
View source
Accidentally exiting exam

| Proctoring options



Proctoring Onsite

- Proctor tools and dashboard
- Generate “unlock” code for test
- Start, pause, un-pause and stop
- Monitor exam status of each test taker



Proctoring Live Online

- Proctored exam delivery at home or workplace
- Works with most standard webcams/audio
- Live proctor can start, pause, and stop exam



Proctoring Record and Review

- Automated, objective data analytics to flag anomalies
- No appointment needed
- ID verification options
- Professional Review available

Integration

| Standard Content Slide

AICC and SCORM

- Publish to AICC
 - Links to assessment schedule
 - Compatible with proctoring/secure delivery solutions
- Publish to LMS (AICC/SCORM)
 - Links to assessment

IMS LTI

- Instructors link directly from LMS to Questionmark to create/manage student schedules
- Compatible with proctoring/secure delivery solutions

Single-sign on

- Can provision user accounts
- Works with standards-based (AICC, SCORM, LTI) and API-based integration

APIs

- Authoring Odata API
- Delivery Odata API
- Results Odata API

xAPI support

- Use an LRS to analyze topic and assessment scores



| How participants access assessments

Via Questionmark Portal

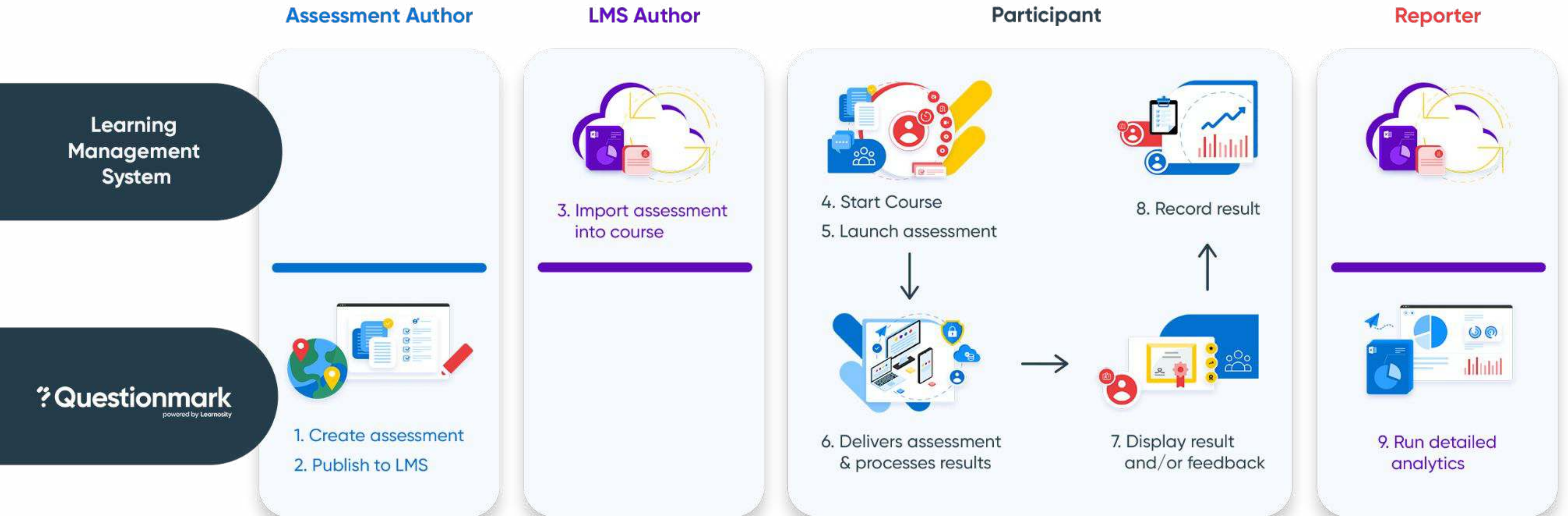
- Administrator:
 - Schedule in Questionmark
 - Notify via email
- Participant:
 - Logs into portal
 - Launch assessment
 - View results (optional)

Via LMS integration

- Publish to LMS via AICC or SCORM package
- Administrator:
 - Schedule via LMS
- Participant:
 - Launch assessment via LMS
 - Assessment delivered, scored, feedback via Questionmark



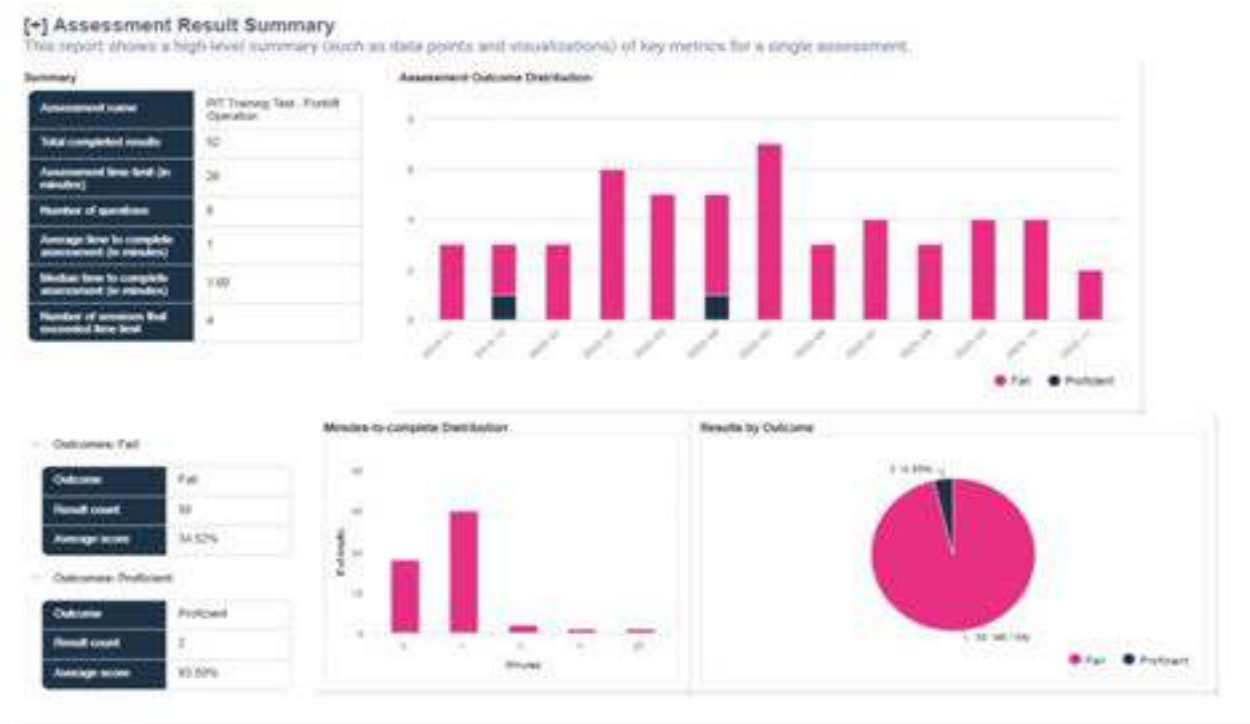
| Publishing to AICC / LMS



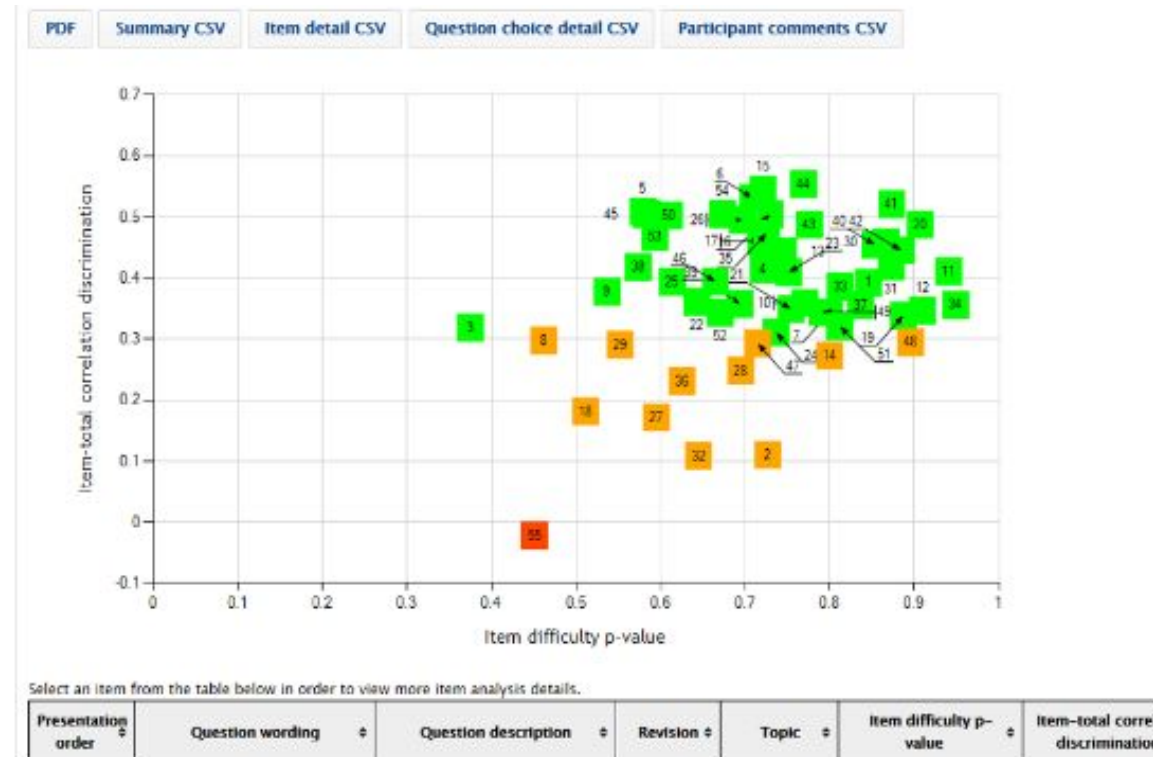


Reporting & Analytics

Areas of reporting



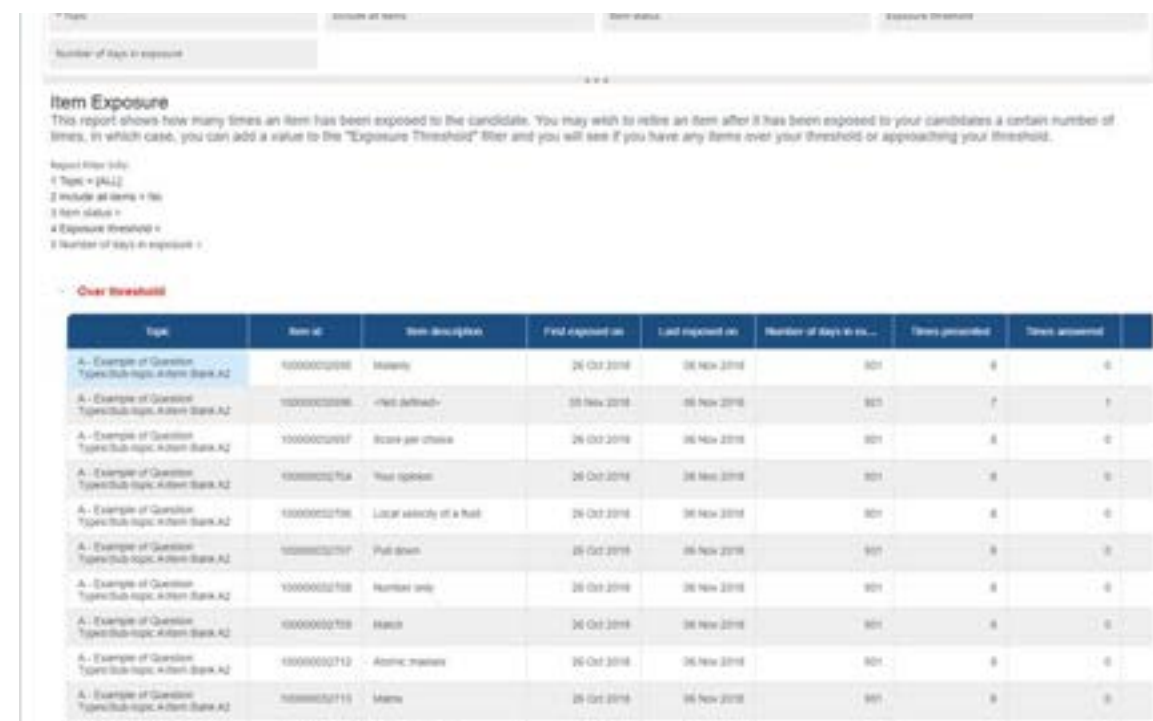
Participant/group performance



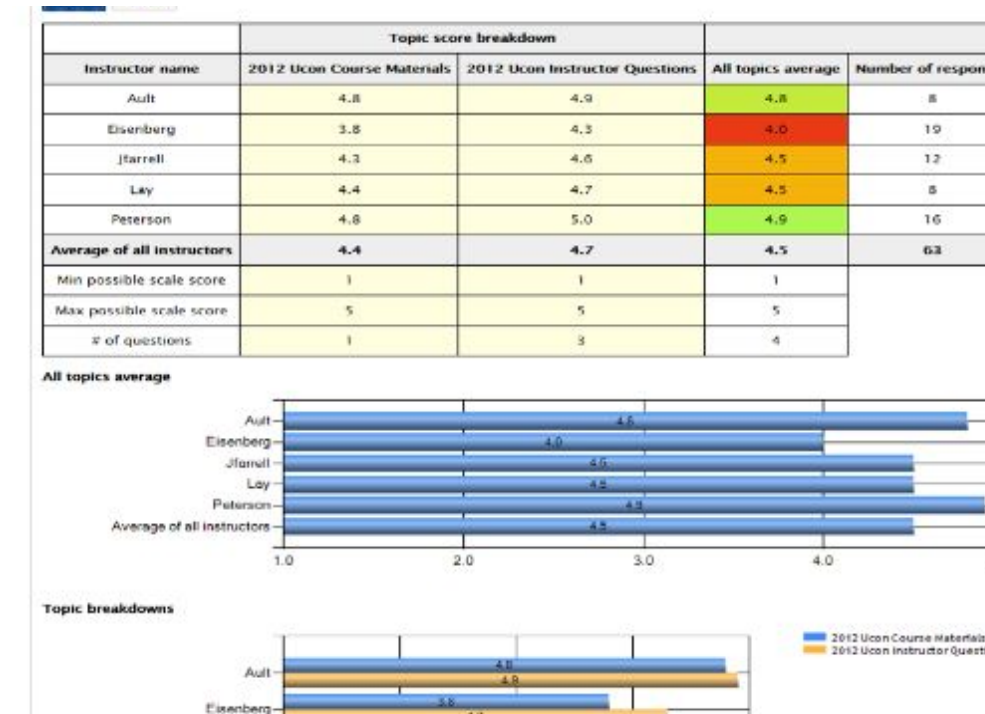
Psychometrics/Security



Item Bank Reports



Administrative/Audit Reports



Survey Reports



Score list report

Assessment results						
Topic results						
Item results						
Show/hide aggregate table						
Group	N completed	Avg score	Avg %	Score band % distribution		
Report total	26	3.8	38.1	54	35	12
Documentation	2	8.0	80.0	50	50	
Product Management					33	
Quality Assurance						
Software Engineering				25	8	
Solutions						
Technical Services						
Show/hide participant table						
Page: 1 1 to 26 of 26 rows						
Participant ID						Completed date
alan.mccabe@questionmark.co.uk						14 January 2013 1:55:47 PM
anand.nagaraja@questionmark.co.uk						14 January 2013 9:42:18 AM
bart.hendrickx@questionmark.be						14 January 2013 7:12:56 PM
charlie@questionmark.com						14 January 2013 9:55:36 PM
david.clements@questionmark.com	Software Engineering	3	30	Novice	Finished normally	14 January 2013 9:33:17 AM
doug.peterson	Product Management	5	50	Intermediate	Finished normally	11 January 2013 9:58:22 PM
dustin.gorski@questionmark.com	Software Engineering	3	30	Novice	Finished normally	16 January 2013 10:49:05 AM
dustin.nielsen@questionmark.com	Software Engineering	6	60	Intermediate	Finished normally	14 January 2013 7:17:28 PM
howard@questionmark.com	Product Management	6	60	Intermediate	Finished normally	14 January 2013 6:50:05 PM



Item analysis: Reliability of question results data

Difficulty index (aka «P value»)

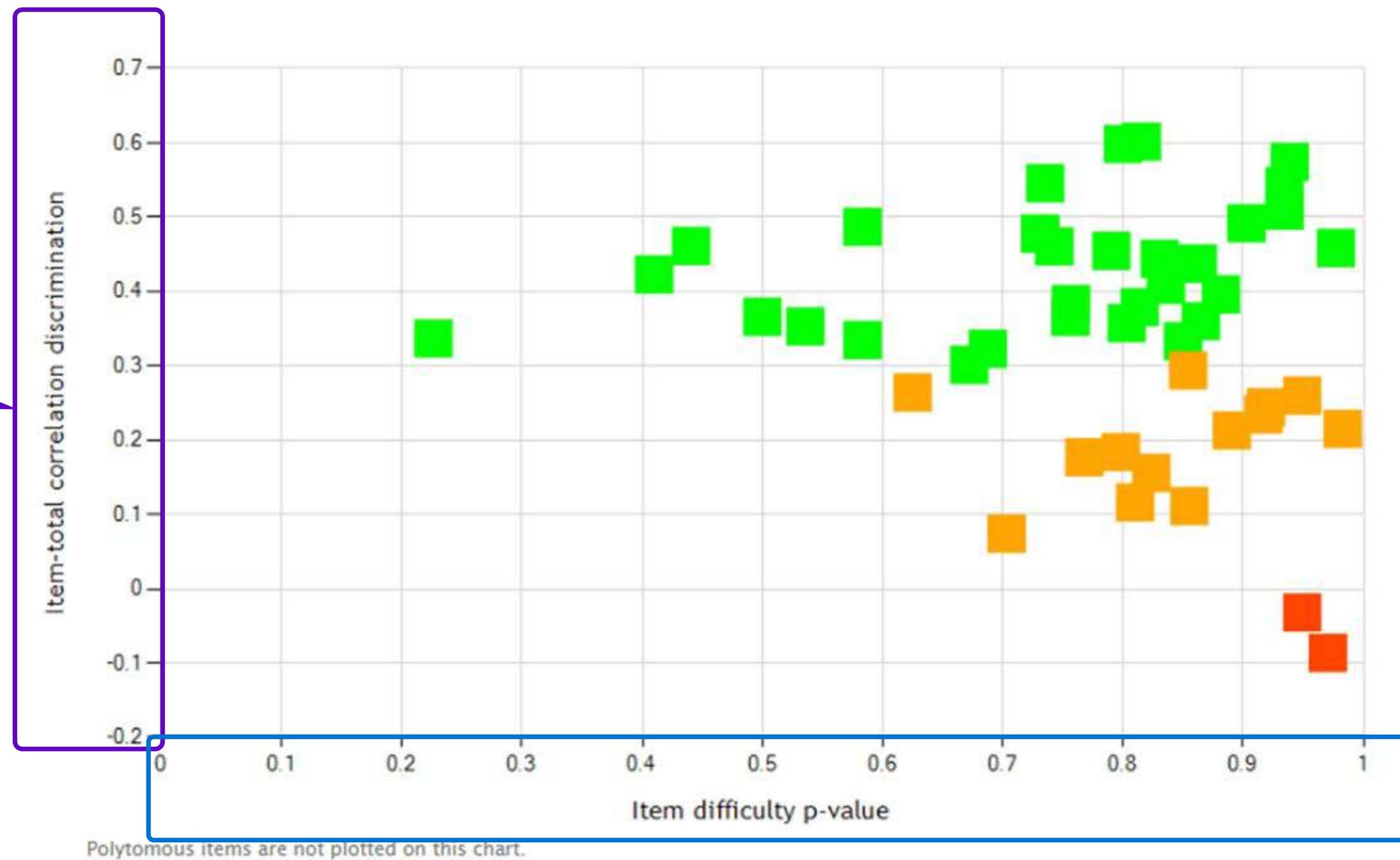
- What it measures:
 - ~ % answered correctly
 - How easy or hard the question is
- How it is expressed:
 - Number from 0.0 to 1.0
- How to interpret:
 - Too high: Question is too easy.
 - Too low: Might be Too difficult...or confusing, ambiguous wording... or more than one possible correct answer... or miscoded

Item correlation discrimination:

- What it measures:
 - Correlation between item and assessment scores
 - How effectively the question differentiates between participants of different knowledge/skill levels
- How it is expressed:
 - Number between -1.0 and +1.0.
- How to interpret:
 - Generally...
 - < 0.2 low
 - > 0.3 good



Correlation -
Discrimination



Difficulty
(p-value)

Select an item from the table below in order to view more item analysis details.

Presentation order	Question wording	Question description	Question type	Perception question id (Revision)	Item difficulty p-value	Item-total correlation discrimination	Item-rest correlation discrimination	Average item score	Max possible score
N/A	Which three of the following examples are ways in which malware could be spread?	Which three of the following examples are ways in which malware could be spread?	Multiple Response	0000100008295757	0.756	0.366	0.238	0.756	1
N/A	What is Malware?	What is Malware?	Multiple Choice	0000100008295758	0.949	0.26	0.192	0.949	1
N/A	Why is it important to	Why is it important to	Multiple	0000100008295763	0.5	0.366	0.238	0.5	1

Difficulty
(p-value)

Discrimination

Option
Analysis

Question wording	What term is commonly used to refer to a choice in a multiple choice question that is incorrect?		
Question description	What term is commonly used to refer to a choice in a multiple choice question that is incorrect?		
Revision	1		
Topic	Item Writing Best Practices		
Perception question id	3040235149157478		
Question type	Multiple Choice	Question status	Normal
Question minimum possible score	0	Question maximum possible score	1
Number of participants presented the question	518	Number of participants who responded to the question	476
Item difficulty p-value	◆ 0.857 (+/- 0.016)	Item reliability	0.113
Item-total correlation discrimination	▣ 0.322 (-0.042/+0.041)	Item-rest correlation discrimination	▣ 0.163 (-0.045/+0.044)
High-Low discrimination	0.40		
Participant comments	No comments were entered for this question		

Answer option information		Number and percentage of participants achieving scores			
Outcome #	Answer option	All	Upper 27%	Middle 46%	Lower 27%
1	stimulus	24 (4.6%)	1 (0.7%)	8 (3.4%)	15 (10.1%)
2	distracter	408 (78.8%)	131 (93.6%)	202 (84.9%)	75 (53.4%)
3	answer	28 (5.4%)	4 (2.9%)	12 (5%)	12 (8.6%)
4	outcome	16 (3.1%)	2 (1.4%)	6 (2.5%)	8 (5.7%)
5	No response	42 (8.1%)	2 (1.4%)	10 (4.2%)	30 (21.4%)
Total assessment mean score		74 %	95.1 %	80.4 %	42 %

Description of item performance

- This item has acceptable discrimination. On average, high-ability participants perform better on this item than low-ability participants.
- This item is on the borderline of being too easy or too difficult. Note that item difficulty can affect item-total correlation, in that items of high or low difficulty may have lower discrimination statistics. Review the content of the item in the context of the assessment, instruction, and sample of participants to inform decisions about editing this item.
- The percentage of average-ability participants selecting the correct answer (key) to this item is greater than the percentage of high-ability participants selecting the correct answer. High-ability participants are generally expected to select the correct answer at a higher rate than average-ability participants. Consider reviewing the content of the correct answer to determine why this is occurring.

Reports by category and usage

Results by participants, groups, schedules

- Score list report
- Coaching/Score Report
- Transcript Report
- Grade Book Report
- Schedule Outcome*
- Results Export*
- Demographic report

Item and Assessment Performance

- Item Analysis
- Test Analysis*
- Assessment Results Summary*
- Test center analysis
- Assessment completion time
- Assessment Overview
- Assessment results over time

Item Bank

- Item Exposure*
- Item Revision History*
- Items by Status*
- Items Used by Assessments*
- Item Results by Metatag*
- Question type report
- Question frequency analysis

“Sandbox”

- Item Analysis Dashboard*
- Question Outcomes*
- Question Details*
- Question Scores*
- Schedule Attempt*
- Metatag Participant Heatmap*
- Topic Demographic Heatmap*
- Demographic Heatmap*

Survey analysis

- Survey Report
- Survey Frequency Analysis
- Job-task-analysis (JTA)
- Course Evaluation - Course Summary
- Course Evaluation - Instructor Summary
- Course Evaluation - Class Summary
- Course Evaluation - Class Detail

User / Administrative

- Usage Report*
- People Report*
- Manage Access Reports*



Key questions reporting can help answer...

Results by participants, groups, schedules

- How did participants do on the test?
- How did participants perform compared to others, or to benchmarks?
- What topics have participants mastered? Where do they need help?

Item and Assessment Performance

- Are my questions too easy or too hard?
- What is the psychometric quality of our questions and assessments?
- How are the tests performing over time?

Item Bank

- How many questions do I have by topic? By question type? By metatag value?
- Which items are ready to be published? Or need to be retired?
- What question edits have been made – when and by who?

“Sandbox”

New reports still in development

Survey analysis

- What did participants think of the learning?
- Are participants applying new knowledge and skills on the job?
- How satisfied are my candidates, students, employees or customers?

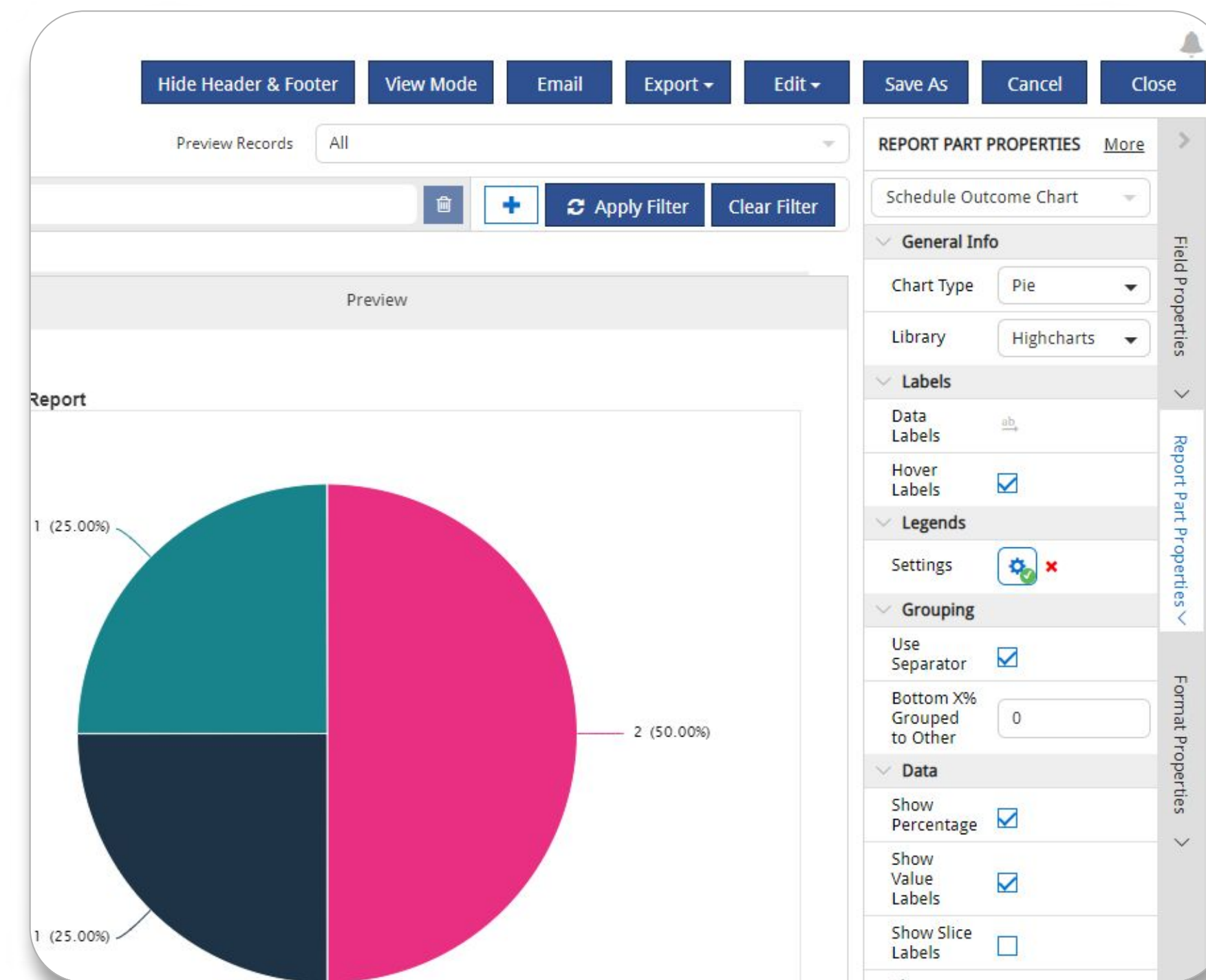
User / Administrative

- Which users have been created, and when did they last login?
- What roles/permissions do my users have?
- How many proctored assessments were delivered?

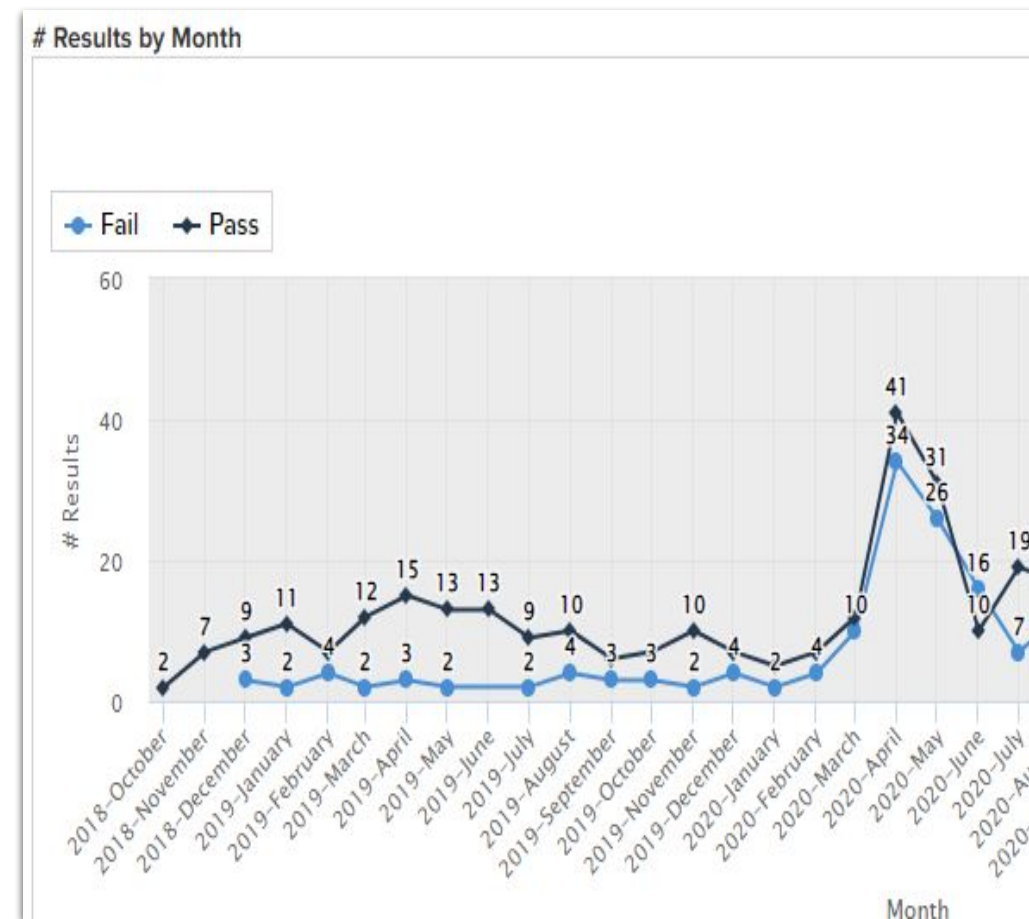


New reports and dashboards

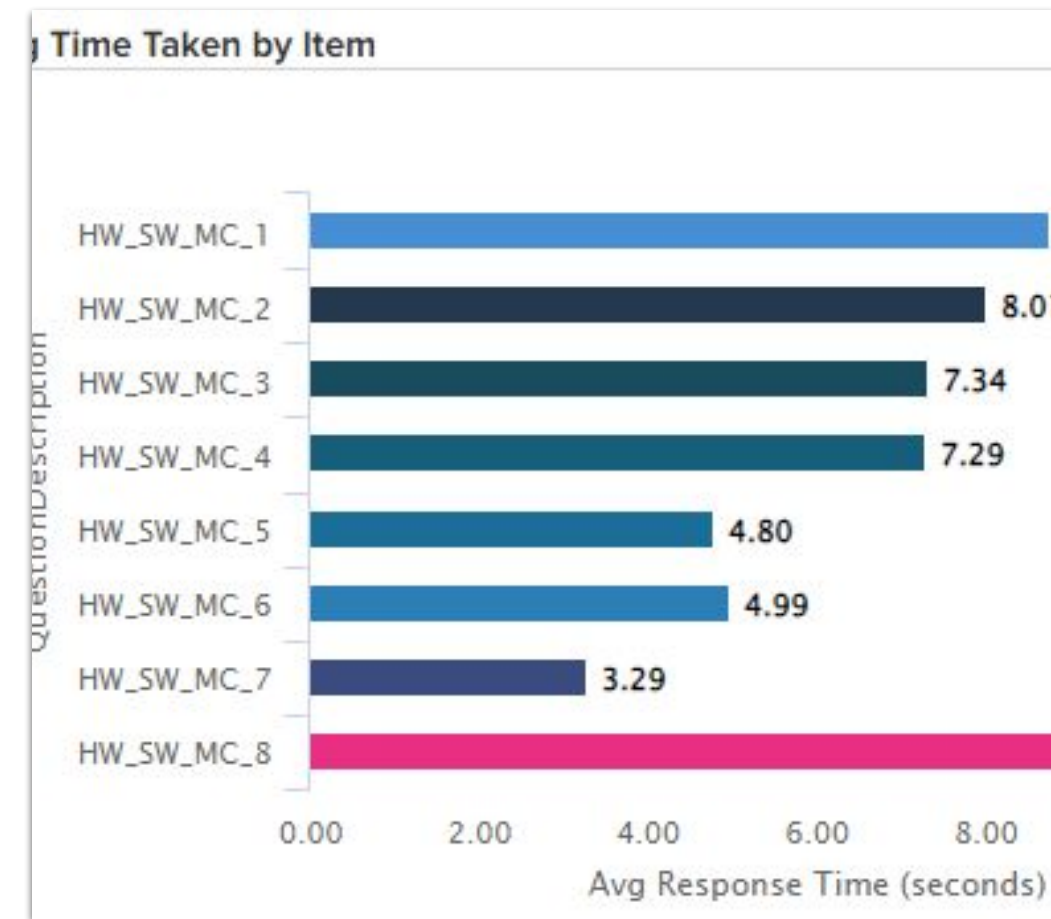
- **Edit and Save** reports with preset filters
- **Subscribe** to reports
- **Design and Configure:**
 - Add visualizations
 - Choose fields
 - Re-label field aliases
 - Add calculated fields
 - Add/change report filters



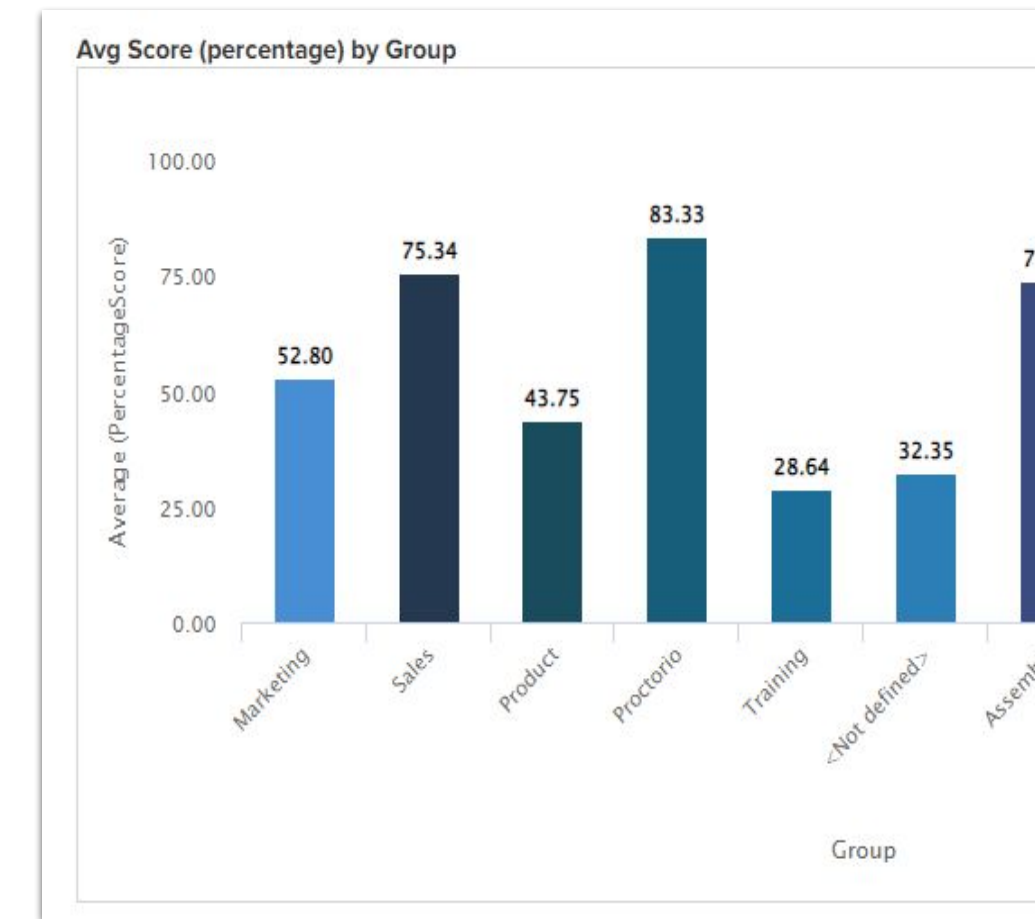
Examples of report parts and data visualizations



Results over time



Avg time taken by question, assessment



Summarize by group, demographics

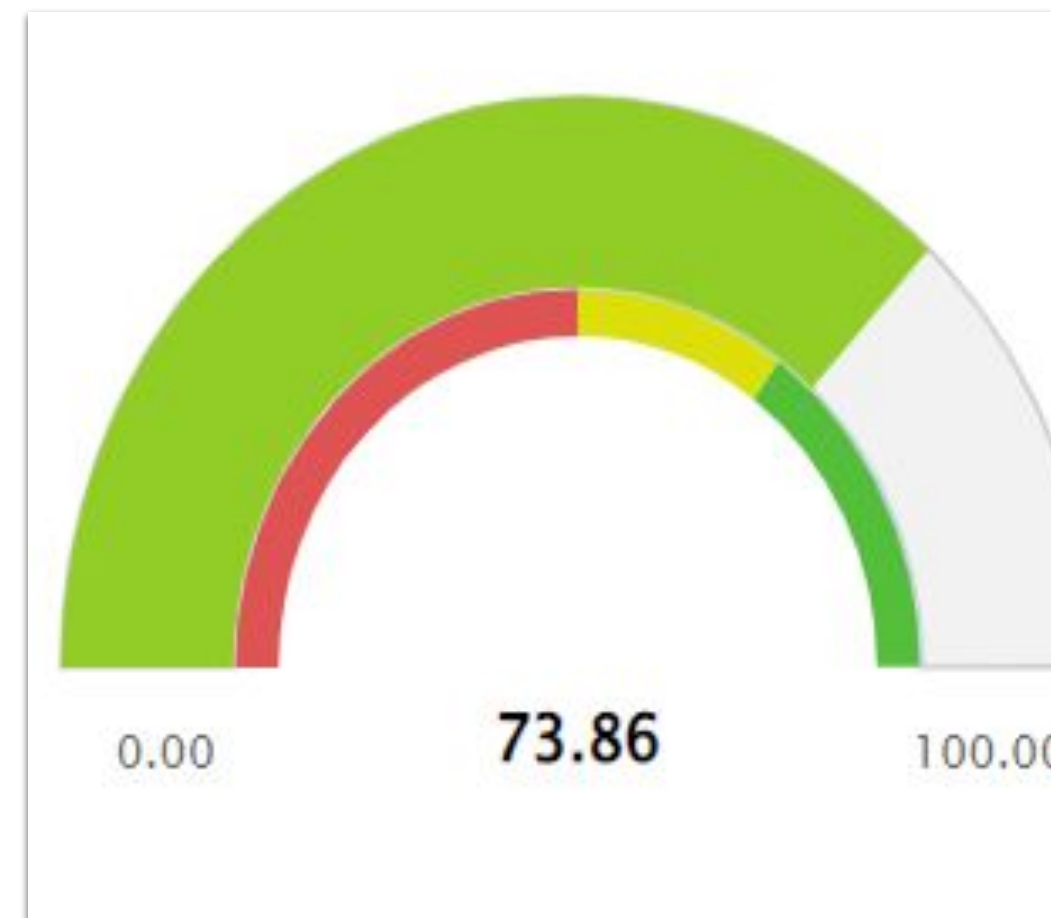
Average Topic Score by Assessment Language

Assessment Language	Africa	America	Asia	Aus
Spanish (Spain)	30.77	35.28	34.82	
German (Germany)	33.00	30.55	39.73	
French (France)	31.81	33.84	39.86	
English (United States)	35.10	34.97	40.11	

Analyze results by Assessment Language



Examples of report parts and data visualizations

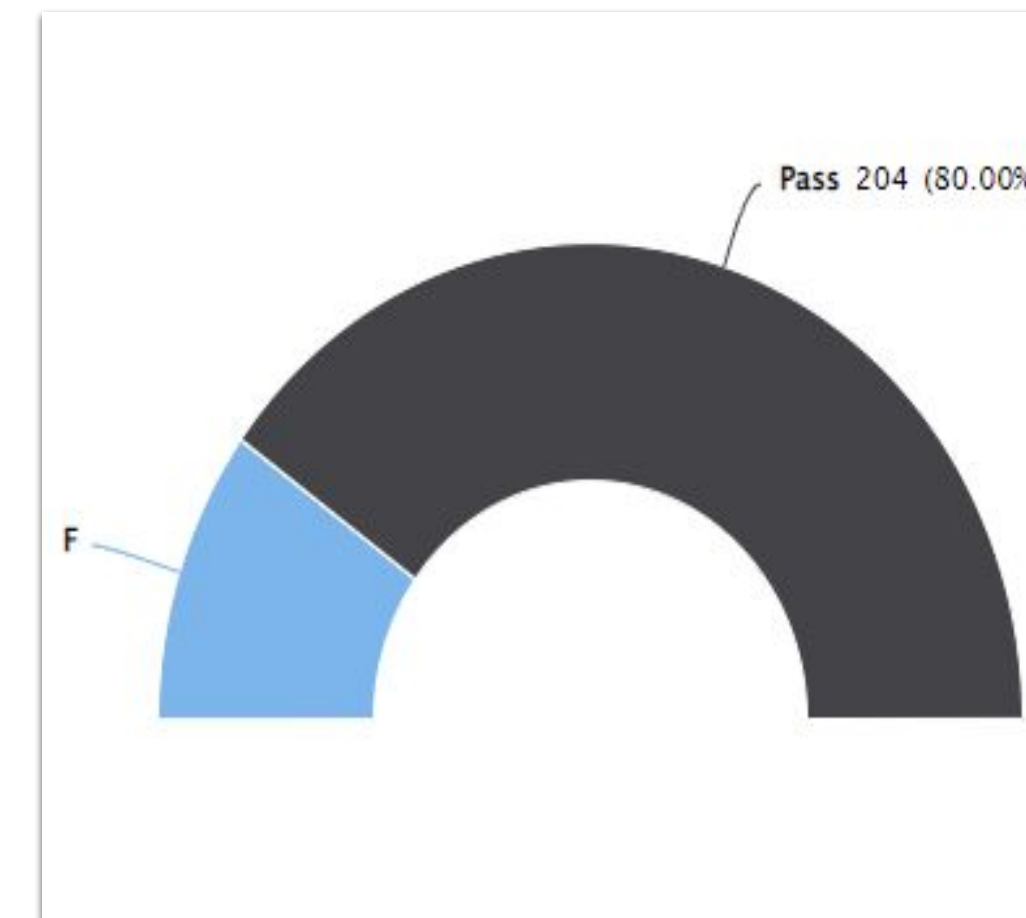


Compare to a Benchmark

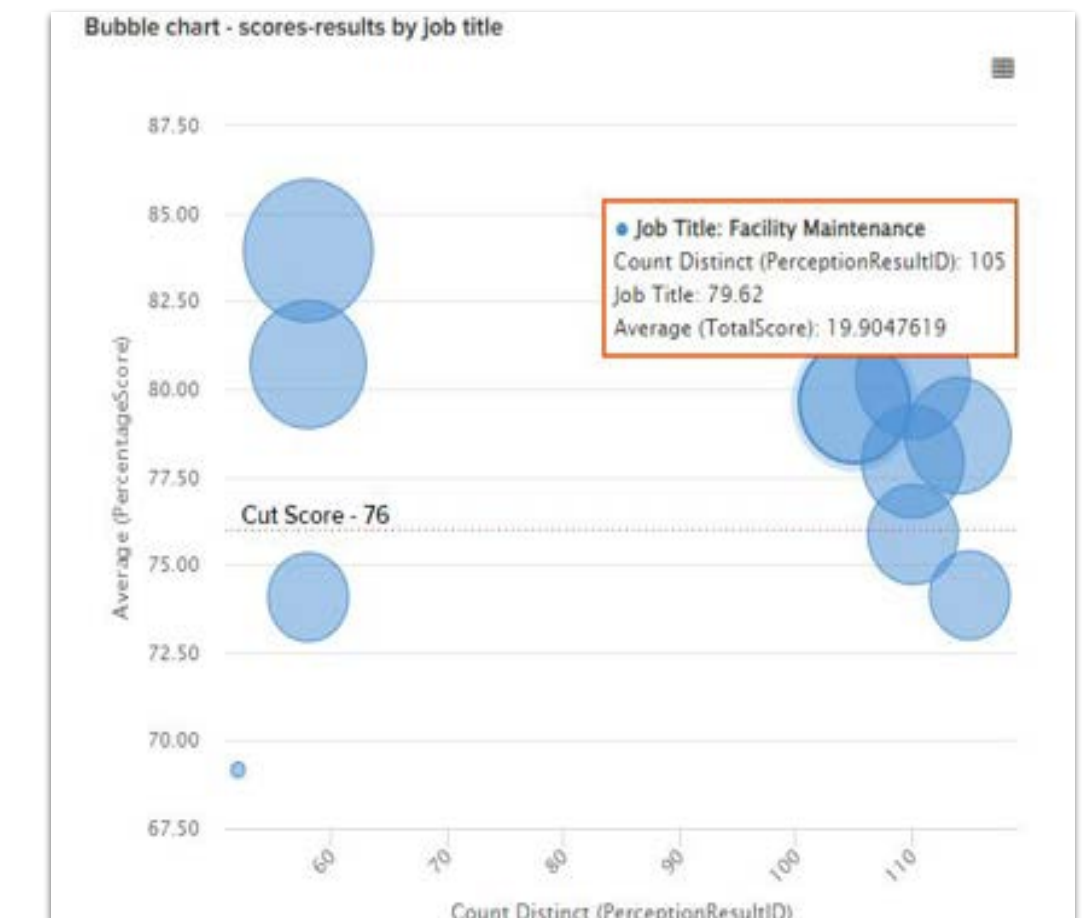
Completed

Outcome	ParticipantName
Completed - Outcome=Pass	Taylor Carbal
Completed - Outcome=Fail	bbuck1986
Completed - Outcome=Fail	Ben Jardine
Completed - Outcome=Pass	Jamie Atwee
Completed - Outcome=Fail	Neville Jener

Apply conditional formatting



Show Pass/Fail Rates



Many visualization tools to choose from



Schedule outcome report



- Provides a real-time view of:
 - How many participants have not yet started a schedule?
 - How many participants are currently taking an assessment in the schedule?
 - How many participants have completed a scheduled assessment?
 - What is the breakdown of outcomes of in the schedule?

Assessment results summary report (New in 2021!)



“Snapshot” summarizing key results single assessment:

- Total # results
- Results over time
- Results by outcome
- Average scores
 - Overall
 - By outcome
- Time to complete vs time limit



Topic participant heatmap report

		AC Motors	High Voltage Switchgear	Synchronous Motors	Total Score
		C - Industry Specific Questi...	C - Industry Specific Questi...	C - Industry Specific Questi...	
Participant	Group	Score	Score	Score	
Abigail Mathis	Assembly	75%	88%	80%	81%
Abigail Wallace	Maintenance	100%	88%	60%	83%
Adam Butler	Fabrication	100%	100%	100%	100%
Adrian Ball	Fabrication	75%	75%	40%	63%
Adrian Glover	Maintenance	83%	88%	80%	84%
Adrian Kerr	Fabrication	67%	75%	40%	61%
Adrian Langdon	Fabrication	67%	75%	40%	61%



Metatag participant heatmap

	3-Tier Item Difficulty Rating		Bloom's Taxonomy - Revised			
Tag Value	Least Difficult (P-value > 0.800)	Moderately Difficult (P-value ≥ 0.45 and ≤ 0.800)	1 - Recall	2 - Understand	3 - Apply	4 - Analyze
Participant	Score	Score	Score	Score	Score	Score
Ashley Wilkes	73.33%	84.38%	60.00%	94.44%	83.33%	100.00%
Ben Jardine	86.67%	87.50%	100.00%	88.89%	75.00%	50.00%
Brent Tarleton	73.33%	75.00%	86.67%	88.89%	33.33%	100.00%
Carmel Knight	86.67%	81.25%	93.33%	88.89%	75.00%	0.00%
Cathleen Calvert	60.00%	93.75%	53.33%	100.00%	91.67%	100.00%
Cedric Adams	80.00%	71.88%	73.33%	88.89%	58.33%	50.00%
Charles Waldron	86.67%	81.25%	73.33%	100.00%	75.00%	50.00%
Charlie Allnut	86.67%	78.13%	100.00%	88.89%	41.67%	100.00%



Results export

[+] Results Export Report

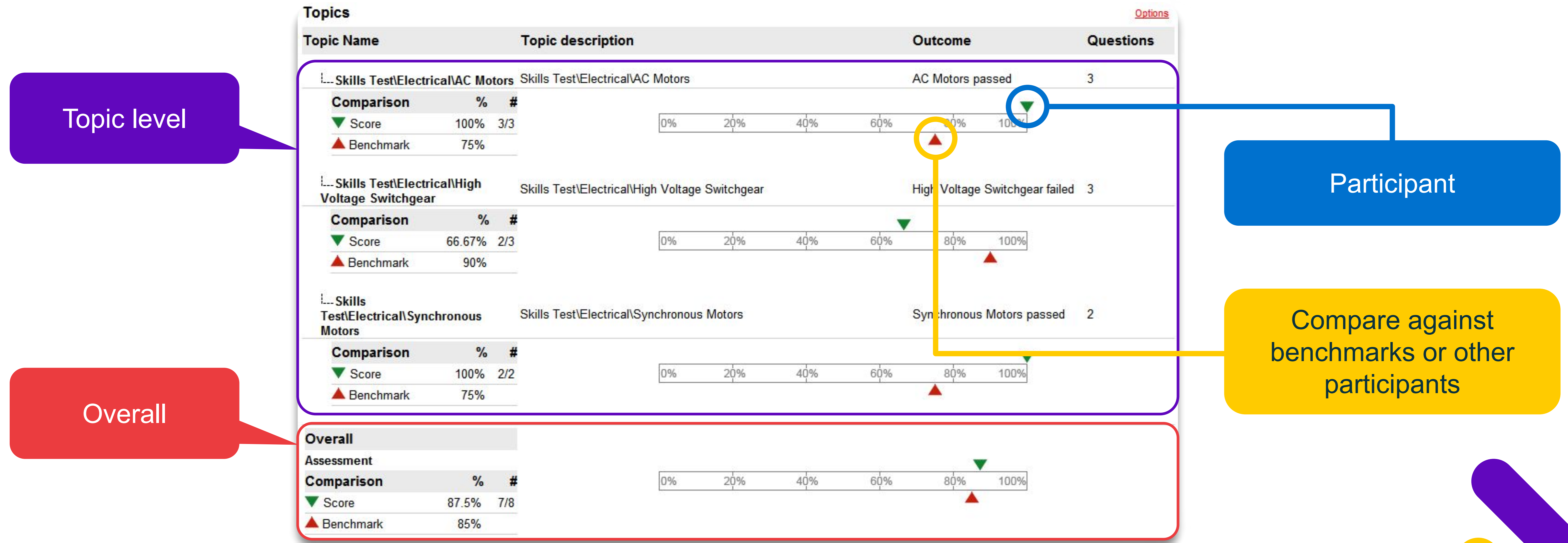
This report displays the assessment, participant and result details for each assessment attempt made by a participant. This report is designed to enable easy export of the information.

Assessment Id	Assessment name	Assessment description	Assessment author	Assessment last modified	Assessment revision	Assessment language	Result Id	Participant	Participant first name	Participant last name	Participant email
245657000245657	Badge Test - PIT		Brian McNamara	18 Aug 2020 12:15	1	<Unknown>	447061634	Quizmo McDemo	Quizmo	McDemo	<N
245657000245657	Badge Test - PIT		Brian McNamara	18 Aug 2020 12:15	1	<Unknown>	1314033832	Quizmo McDemo	Quizmo	McDemo	<N
245657000245657	Badge Test - PIT		Brian McNamara	18 Aug 2020 12:15	1	<Unknown>	1335833292	Quizmo McDemo	Quizmo	McDemo	<N
245657000245657	Badge Test - PIT		Brian McNamara	18 Aug 2020 12:15	1	<Unknown>	1572471024	Quizmo McDemo	Quizmo	McDemo	<N
245657000245657	Badge Test - PIT		Brian McNamara	01 Dec 2020 15:23	2	<Unknown>	522506056	AllenOsborne-Tricia	<Not defined>	<Not defined>	<N

- Tabular view showing detailed results for one or more assessments
- Three versions:
 - Results Export Report
 - Results Export Report with Item Details
 - Results Export with Topic Scores
- **Report can be copied/edited/saved**
- Results set: 50+ fields with assessment and item/topic level results



Participant-facing coaching/score report



| Course evaluation reports



| Results API



| Professional services



| Assessment Content... ready to deploy



Comprehensive assessment management

Collaborative Authoring

- Secure
- Browser-based
- Available globally

Secure Delivery

- Proctoring
- Responsive Design
- Accessibility

Reporting and analytics

- How are my participants doing?
- How are my tests doing?
- Results API

Multilingual

- Translation Management
- Screens/Controls in 38 languages
- Right-to-left languages

Integration

- Integrates with LMSs
- Standards support: AICC, SCORM, IMS LTI, and xAPI
- Flexible APIs





questionmark.com

Copyright © 1995-2023 Questionmark Corporation and/or Questionmark Computing Limited, known collectively as Questionmark. All rights reserved.

