

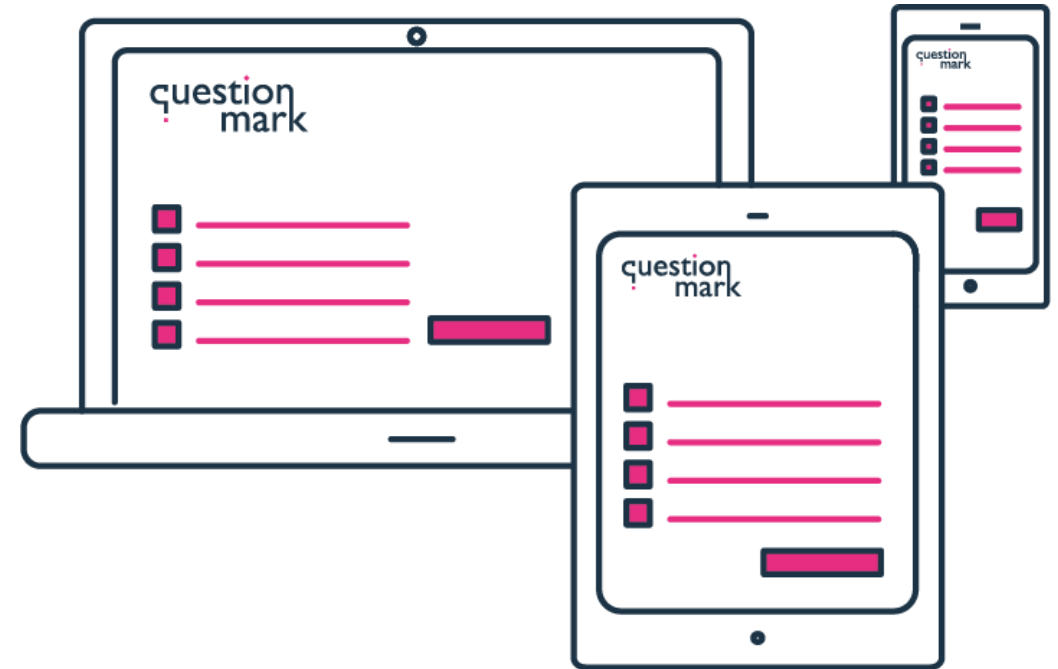


What's so special about Special Fields?

Benefits of using demographic data

Agenda

- Why Special Fields
- Mapping out Special Fields
- Server Settings
- Question Settings
- URL or Webpage Settings
- Reporting
- Notes



Why Special Fields?

- Collect demographics from our participants
 - Provide organizational information
 - Collect specific information about a question(s)
 - Additional methods for filtering out report information

Map out your expectations (Server Settings)

Special Field 1 - First Name

Special Field 2 - Last Name

Special Field 3 - Email Address

Default

Special Field 4 - Organization Name

Special Field 5 - Title

Special Field 6 -

Special Field 7 -

Special Field 8 -

Special Field 9 -

Special Field 10 -

Special Field Settings	Value
S1	First_Name ▼
S2	Last_Name ▼
S3	Primary_Email ▼
S4	▼
S5	▼
S6	▼
S7	▼
S8	▼
S9	▼
S10	▼

Map out your expectations (Question Settings)

Special Field 1 - First Name

Special Field 2 - Last Name

Special Field 3 - Email Address

Default

Special Field 4 - Organization Name

Special Field 5 - Title

Applied in Server Settings in previous example

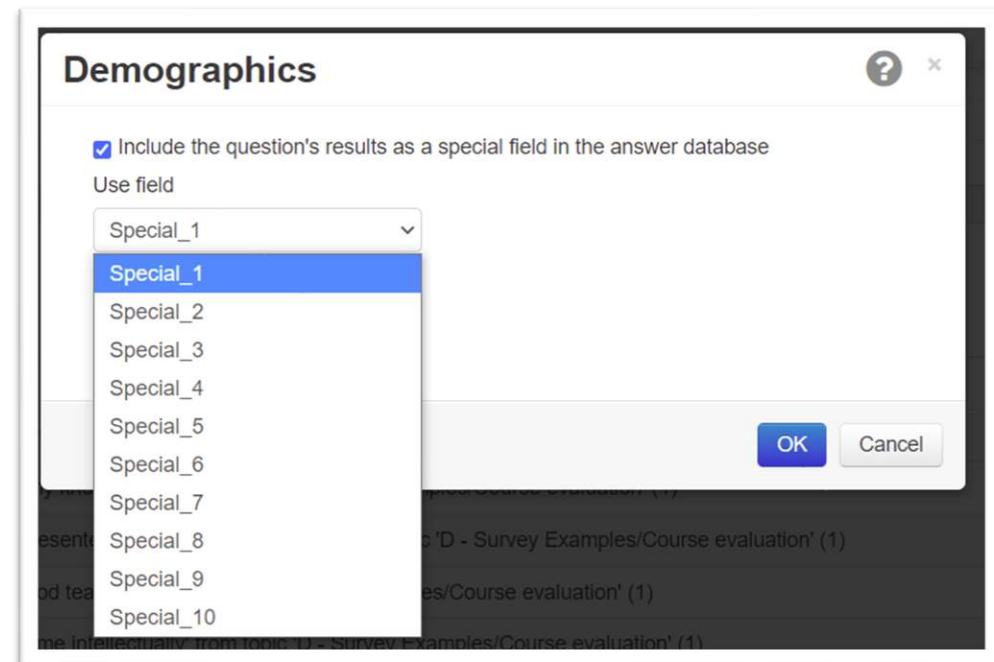
Special Field 6 - What region are you located in?

Special Field 7 - What department are you in?

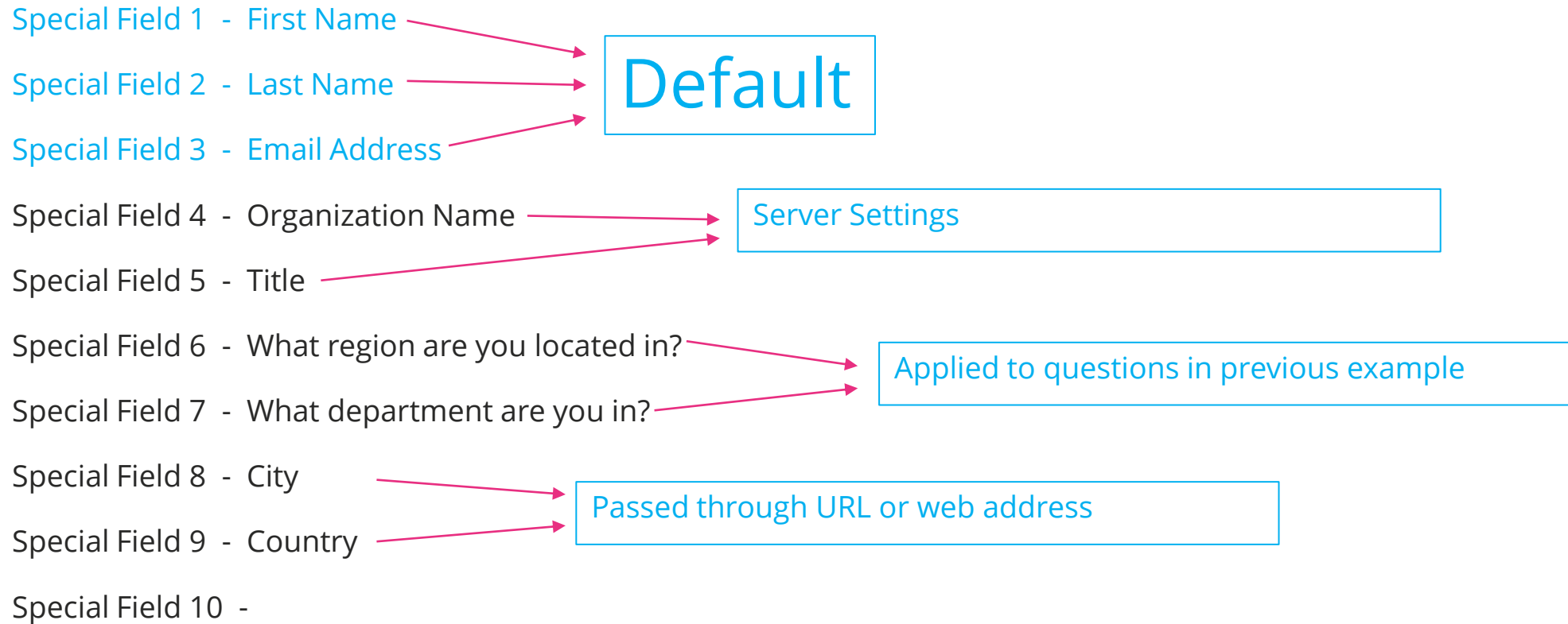
Special Field 8 -

Special Field 9 -

Special Field 10 -



Map out your expectations (URL or web address)



Example (URL or web address)

Assessment ID



Username



Special Fields



<https://ondemand.questionmark.com/delivery/open.php?session=0305047000305047&lang=-&customerid=405919&NAME=anonymous&s8=City&s9=Country>

Reporting

- All reports can be filtered via special fields
- Remember you can customize your reports and rename the Special Field (field)

Note

- Special Fields added to an assessment/survey will only record to Special Fields proactively
- Special Fields have a character limit of 50 characters.
- Special Fields if added to a question must be done on single questions.
- If using the URL or Web Address Special Fields option with an anonymous survey you need to enable Allow Anonymous Special Fields under Server Settings.
- Test....Test...Test

Professional Services

Deployment and Authoring

- Content migration
- Custom look & feel

Reporting and Analytics

- Custom reports and dashboards

Solutions & Integration

- Candidate Portals
- E-commerce
- Badging and Certificates
- Automate processes / data sync

Training and Consulting

- Onsite / Remote training
- Guidance on program management, item writing and more



Upcoming Webinars

Introduction to Questionmark's Assessment Platform

◆ November 30, 2021 - 12:00 pm to 1:00 pm (EDT)

Learn the basics of authoring, delivering and reporting on surveys, quizzes, tests and exams. This introductory webinar explains and demonstrates key Questionmark features and functions.

[Click to Register](#)

Legal Considerations for Workplace Testing

◆ December 1, 2021 - 11:00 am to 12:00 pm (EDT)


Ensuring that your workplace testing program meets requirements imposed by various government agencies is extremely important. Presented by consulting partner, Jim Parry of Compass Consultants, LLC and Jamie Armstrong, Legal Counsel for Questionmark, this session will cover the general legal considerations associated with workplace testing.

[Click to Register](#)

The Challenge? Shift a Global Certification Program from Pencil-and-Paper Testing to Online in 2 Months

◆ December 14, 2021 - 11:00 am to 12:00 pm (EDT)

In this session, TÜV Rheinland, the leading provider of technical services worldwide, outlines how they transformed TÜV's well-established Global Certification program from a paper-and-pencil program to a fully online Certification Hub in a matter of weeks.

[Click to Register](#)



— a Learnosity company —

Thank for attending!

Get in touch with the presenters:

- *Nina Agressott, nina.agressott@questionmark.com*
- *Tom Legget, tom.legett@*