

Course Evaluation Demo Survey

Number of results	120	Number of finished	120
Number of unfinished	0	Earliest date taken	Oct 06 2006
Last date taken	Oct 10 2006	Assessment name	Course Evaluation Demo Survey
Assessment description		Assessment last modified	Sep 26 2006
Average weight	76.03	Report created	Oct 06 2006

[Filters used in report](#)

[All dates](#)

1

Overall, the instructor was a good teacher.

Outcome	%	#
Strongly Agree	23.33%	28
Agree	40.83%	49
Neither Agree nor Disagree	23.33%	28
Disagree	6.67%	8
Strongly Disagree	5.83%	7
Not answered	0.00%	0
Total	100%	120




Times presented	120	Times answered	120	Min weight	1
Max weight	5	Mean weight	3.69	Median weight	4
Standard deviation	1.08				

Participant Name	Answer Weight	Date/Time	Comments
Ray Lelivre	4	Oct 06 2006 18:02:16	I enjoyed the course and thought the instructor really helped me understand the issues.
Sue Mallincot	4	Oct 06 2006 18:03:40	Was just OK - could have spend more time drilling down and working with individuals to make sure they grasped. Assignments were too difficult
brian	4	Oct 10 2006 13:14:51	Could have gone into more detail, but overall i agree -- i would take another course with this instructor if i have the opportunity

2

- Multiple Choice
Who was your instructor for this course?

Outcome	%	#
Smith, R.	58.33%	70
Jones, M.	41.67%	50
Not answered	0.00%	0
Total	100%	120



Times presented	120	Times answered	120	Min weight	0
Max weight	0	Mean weight	-	Median weight	-
Standard deviation	-				

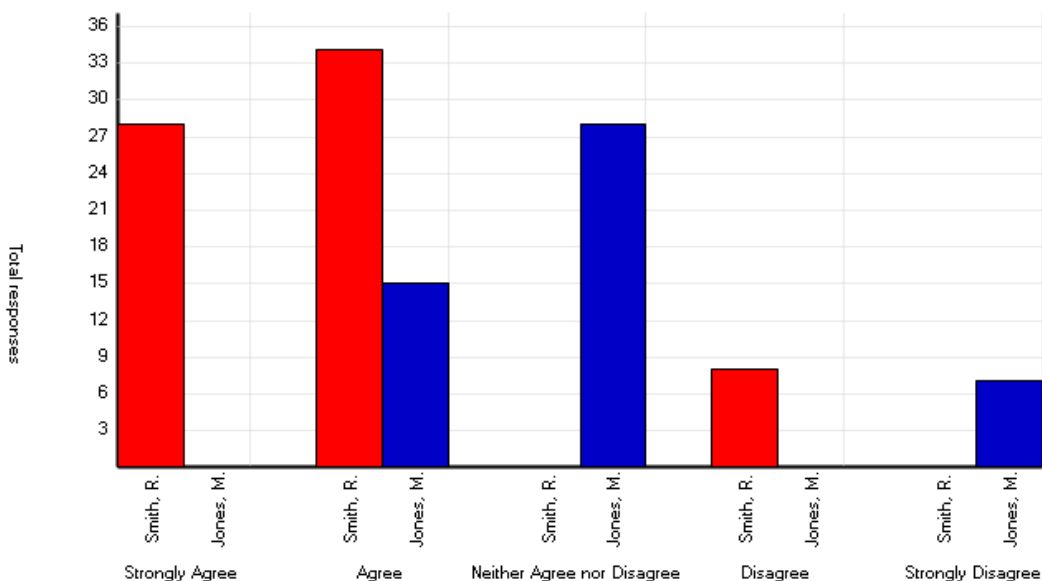
3

Participant Rating of Instructor - Instructor Breakdown

Instructor was a good teacher

Instructor Name

Instructor was a good teacher	Instructor Name		Total
	Smith, R.	Jones, M.	
Strongly Agree	28	0	28
Agree	34	15	49
Neither Agree nor Disagree	0	28	28
Disagree	8	0	8
Strongly Disagree	0	7	7
Total	70	50	



4

- Likert Scale**Overall, my knowledge in the subject matter increased significantly in this course.**

Outcome	%	#
Strongly Agree	36.67%	44
Agree	38.33%	46
Neither Agree nor Disagree	10.00%	12
Disagree	10.83%	13
Strongly Disagree	4.17%	5
Not answered	0.00%	0
Total	100%	120



Times presented	120	Times answered	120	Min weight	1
Max weight	5	Mean weight	3.92	Median weight	4
Standard deviation	1.13				

5

- Likert Scale**The instructor presented material and provided explanations in a clear fashion.**

Outcome	%	#
Strongly Agree	28.33%	34
Agree	34.17%	41
Neither Agree nor Disagree	27.50%	33
Disagree	0.00%	0
Strongly Disagree	10.00%	12
Not answered	0.00%	0
Total	100%	120




Times presented	120	Times answered	120	Min weight	1
Max weight	5	Mean weight	3.71	Median weight	4
Standard deviation	1.17				

6

- Multiple Choice
Your gender:

Outcome	%	#
Male	60.83%	73
Female	39.17%	47
Not answered	0.00%	0
Total	100%	120



Times presented	120	Times answered	120	Min weight	0
Max weight	0	Mean weight	-	Median weight	-
Standard deviation	-				

7

- Likert Scale
I was challenged intellectually in this course.

Outcome	%	#
Strongly Agree	26.67%	32
Agree	43.33%	52
Neither Agree nor Disagree	15.00%	18
Disagree	0.00%	0
Strongly Disagree	15.00%	18
Not answered	0.00%	0
Total	100%	120



Times presented	120	Times answered	120	Min weight	1
Max weight	5	Mean weight	3.67	Median weight	4
Standard deviation	1.29				